



TAI-SAW TECHNOLOGY CO., LTD.

No. 3, Industrial 2nd Rd., Ping-Chen Industrial District,
Taoyuan, 324, Taiwan, R.O.C.

TEL: 886-3-4690038 FAX: 886-3-4697532

E-mail: tstsales@mail.taisaw.com Web: www.taisaw.com

Product Specifications Approval Sheet

Product Description: Crystal Unit SMD 1.2x1.0 76.8MHz

TST Part No.: TZ3620A

Customer Part No.: _____

Customer signature required
Company: _____
Division: _____
Approved by : _____
Date: _____

Checked by: _____ Tom Liu *Tom*

Approved by: _____ Kelly Huang *Kelly Huang*

Date: _____ 04/06/2020

1. Customer signed back is required before TST can proceed with sample build and receive orders.
2. Orders received without customer signed back will be regarded as agreement on the specifications.
3. Any specifications changes must be approved upon by both parties and a new revision of specifications shall be released to reflect the changes.



TAI-SAW TECHNOLOGY CO., LTD.

Crystal Unit SMD 1.2x1.0 76.8MHz

MODEL NO.: TZ3620A

REV. NO.: 2

Revise:

Rev.	Rev. Page	Rev. Account	Date	Ref. No.	Revised by
1	N/A	Initial release	08/28/19'	N/A	Tom Liu
2	2 & 3	Revise MSL level Revise Load Capacitance Revise mechanical dimensions Revise Recommended Land Pattern Revise Tape/Reel Dimensions	04/06/20'	ECN-202000108 ECN-202000129	Tom Liu



TAI-SAW TECHNOLOGY CO., LTD.

Crystal Unit SMD 1.2x1.0 76.8MHz

MODEL NO.: TZ3620A

REV. NO.: 2

Features:

- Surface Mount Hermetic Package
- Excellent Reliability Performance
- Good Frequency Perturbation and Stability over temperature
- Ultra Miniature Package
- Moisture Sensitivity Level (MSL) : Level-1

RoHS Compliant
Lead free
Lead-free soldering

HiQ Xtal

Description and Applications:

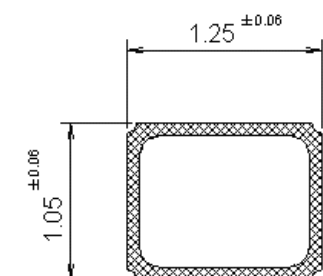
Surface mount 1.2mmx1.0mm crystal unit for use in wireless communications devices, especially for a need of ultra miniature package for mobility.

Electrical Specifications:

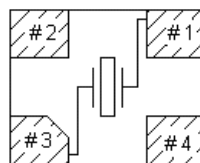
TZ3620A	Specification				
	Characteristic	Min	Nom	Max	Unit
Nominal Frequency		76.800000			MHz
Mode of Oscillation		Fundamental			°C
Storage Temperature Range	-40		105		°C
Operating Temperature Range	-40		105		°C
Frequency Stability over Operating Temperature Range -40°C~100°C(referred to the value at 25°C)	-12		14		ppm
Frequency Make Tolerance (25°C ± 3°C)	-4		4		ppm
Frequency drift after reflow(After two reflows)	-1		1		ppm
Aging(Five years)	-2		0		ppm
Frequency perturbations	-1		1		ppm
Total Budget(ppm)	-20		20		ppm
Effective Series Resistance (ESR)	10		30		Ω
Spurious mode series resistance	1100				Ω
Motional inductance	1.3		4.0		mH

Pullability/Sensitivity			20	ppm/pF
Motional capacitance	1.2	1.8	2.4	fF
Shunt capacitance	0.3		1.3	pF
Nominal Drive Level	0.01	200	300	uW
Load Capacitance (CL) (Measure by Saunders(S&A) Network Analyzer 250B)		9.16		pF
Insulation Resistance(DC 100V)	500			MR
Package size		1.2x1.0	1.3 x 1.1	mm ²
Package height			0.30	mm

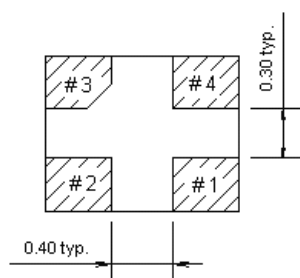
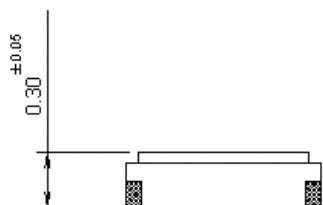
Mechanical Dimensions (mm):



Internal Connections
(Top View)

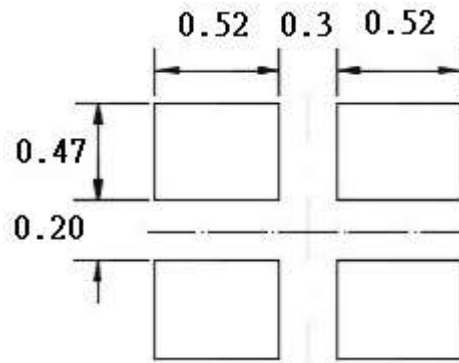


[NOTE] #2 =NC, #4 is connected with a metal cover



	Pin Connection
#1 Pin	IN/OUT
#2 Pin	NC
#3 Pin	IN/OUT
#4 Pin	GND

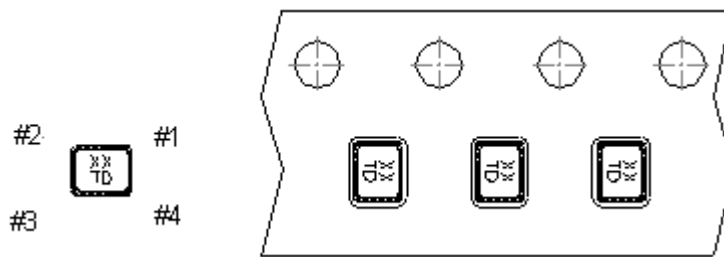
Recommended Land Pattern: (unit: mm)



Marking:

Line 1: XX; Frequency (76)

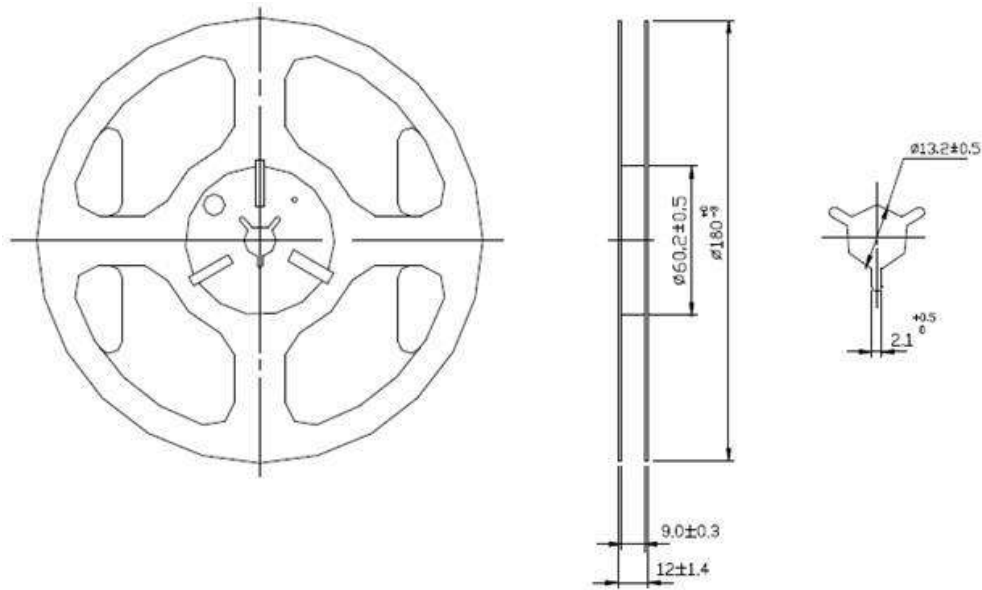
Line 2: T; Traceable Code + D; date Code of Year/Month



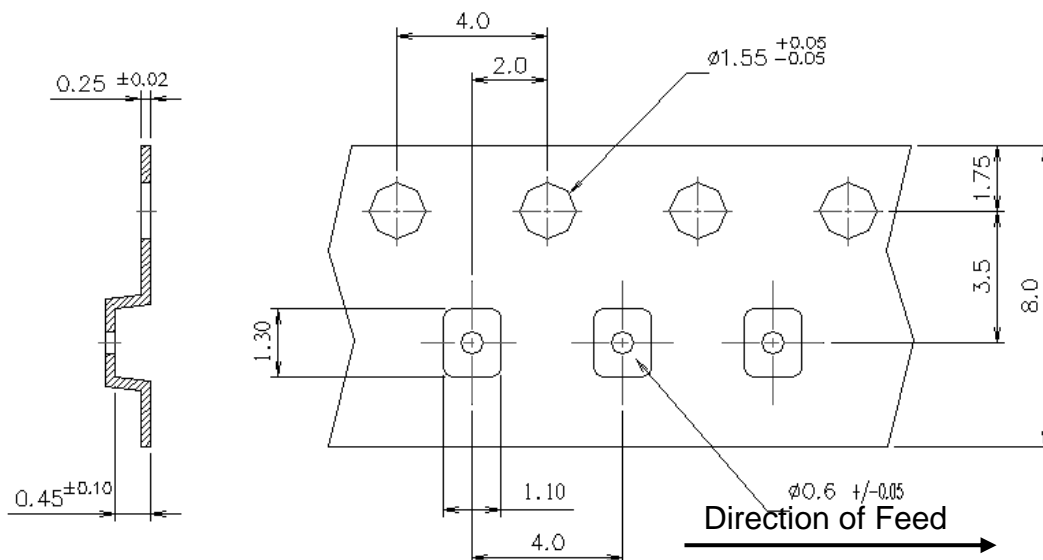
Date Code Table: Year/Month

Year/Month	1	2	3	4	5	6	7	8	9	10	11	12
2012	a	b	c	d	e	f	g	h	i	j	k	m
2013	n	p	q	r	s	t	u	v	w	x	y	z
2014	A	B	C	D	E	F	G	H	J	K	L	M
2015	N	P	Q	R	S	T	U	V	W	X	Y	Z
2016	a	b	c	d	e	f	g	h	i	j	k	m
2017	n	p	q	r	s	t	u	v	w	x	y	z
2018	A	B	C	D	E	F	G	H	J	K	L	M
2019	N	P	Q	R	S	T	U	V	W	X	Y	Z
2020	a	b	c	d	e	f	g	h	i	j	k	m
2021	n	p	q	r	s	t	u	v	w	x	y	z
2022	A	B	C	D	E	F	G	H	J	K	L	M
2023	N	P	Q	R	S	T	U	V	W	X	Y	Z
2024	a	b	c	d	e	f	g	h	i	j	k	m
2025	n	p	q	r	s	t	u	v	w	x	y	z

Reel Dimensions (mm):



Tape Dimensions (mm):

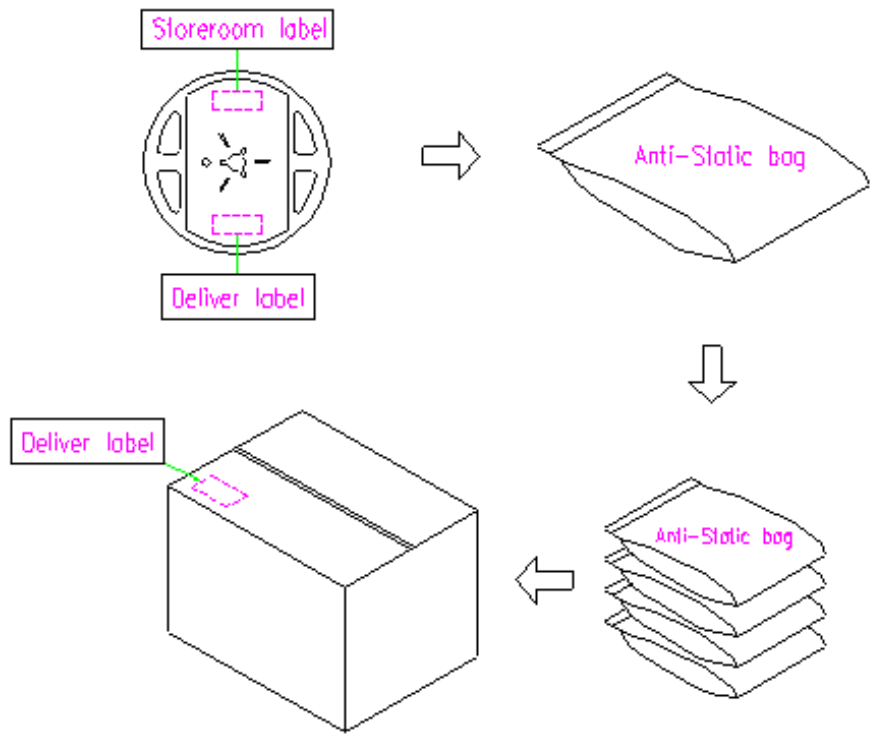


[NOTE]:

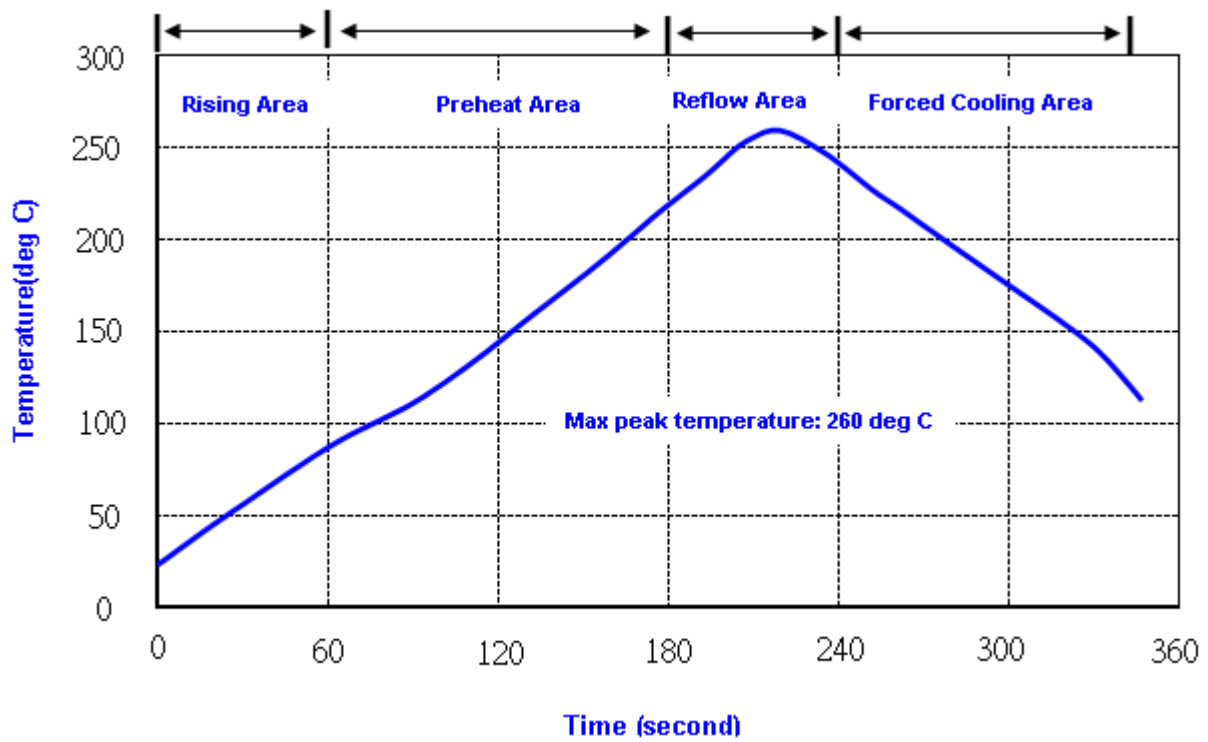
1. Unless otherwise specified tolerance on dimension ± 0.1 mm.
2. Material: conductive polystyrene with color black.
3. 10 pitch cumulative tolerance ± 0.2 mm.

Packing Quantity/Packing:

3K pcs maximum per reel



Reflow Profile:



- Note: 1. Max peak temperature: 260+/-5 deg C; Time: 10+/-2 sec
- 2. Temperature: 217+/-5 deg C; Time: 90~100 sec

Reliability Specifications

Test name	Test process / method	Reference standard
Mechanical characteristics		
resistance to Soldering heat (IR reflow)	Temp./ Duration : 265°C /10sec x2 times Total time : 4min.(IR-reflow)	EIAJED-4701 -300(301)M(II)
Vibration	Total peak amplitude : 1.5mm Vibration frequency : 10 to 2000 Hz Sweep period : 20 minute Vibration directions : 3 mutually perpendicular Duration : 2 hr / direc.	MIL-STD 202G method 204
Mechanical Shock	directions : 3 impacts per axis Acceleration : 3000g's, +20/-0 % Duration : 0.3 ms (total 18 shocks) Waveform : Half-sine	MIL-STD 202G method 213
Solderability	Solder Temperature:265±5°C Duration time: 5±0.5 seconds.	J-STD-002
Environmental characteristics		
Thermal Shock	Heat cycle conditions -40 °C (30min) ↔ 85 °C (30min) * cycle time : 10 times	MIL-STD 883G method 1010.8
Humidity test	Temperature : 85 ± 2 °C Relative humidity : 85% Duration : 96 hours	MIL-STD 202G method 103
Dry heat (Aging test)	Temperature : 125 ± 2 °C Duration : 168 hours	MIL-STD 202G method 108A
Cold resistance (Low Temp Storage)	Temperature : -40 ± 2 °C Duration : 96 hours	IEC 60068-2-1