

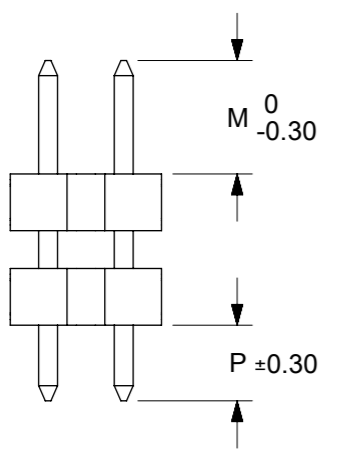
NOTES:

1. MATERIAL:
HSG: NYLON, GLASS-FILLED, UL94V-0 COLOR: BLACK
PIN: 0.50MM SQ, COPPER ALLOY
2. PLATING FINISH:
 - (1) 0.38µm MIN. GOLD OVER
1.25µm MIN. NICKEL OVERALL.
 - (2) GOLD FLASH ON CONTACT AND
2.50µm MIN. TIN ON SOLDER TAIL OVER
1.25µm MIN. NICKEL OVERALL.
 - (3) 0.38µm MIN. GOLD PLATE ON CONTACT AND
2.00µm MIN. TIN ON SOLDER TAIL OVER
1.25µm MIN. NICKEL OVERALL.
 - (4) 0.75µm MIN. GOLD PLATE ON CONTACT AND
2.00µm MIN. TIN ON SOLDER TAIL OVER
1.25µm MIN. NICKEL OVERALL.
 - (5) 2.50µm MIN. TIN OVERALL
1.25µm min. NICKEL OVERALL
 - (6) 0.38µm MIN. GOLD PLATE ON CONTACT AND
0.05µm MIN. GOLD ON SOLDER TAIL OVER
1.25µm MIN. NICKEL OVERALL.
 - (7) 0.75µm MIN. GOLD PLATE ON CONTACT AND
0.05µm MIN. GOLD ON SOLDER TAIL OVER
1.25µm MIN. NICKEL OVERALL.
3. PIN PUSHOUT FORCE: 0.85KgF MIN IN EITHER DIRECTION.
4. THE ABOVE 16CKTS SHOWN IS FOR ILLUSTRATION ONLY.
5. FOR PACKING OPTION PLEASE REFER TO THE TABLE.
6. IRREGULAR CIRCUIT CUTOFF WITHIN BREAKAWAY SECTION IS PERMISSIBLE. CUTTING OR CHIPPING OF THE MAIN BODY IS NOT ACCEPTABLE
7. PRODUCT SPEC PS-87761-001 APPLIES.
8. RECOMMENDED PCB THICKNESS 1.60MM.
9. WAFER TO BE FLAT WITHIN 0.003 mm/mm
10. PACKAGING SPECIFICATION:
TRAY: PK-89990-487
BULK: PK-89990-490
TUBE: PK-89990-475
11. WHEN WAFER ARE STACK TOGETHER, DIMENSION 'H' SHOULD BE TAKEN AS REFERENCE.


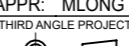
THIS DRAWING CONTAINS INFORMATION THAT IS PROPRIETARY TO MOLEX ELECTRONIC TECHNOLOGIES, LLC AND SHOULD NOT BE USED WITHOUT WRITTEN PERMISSION									
DIMENSION UNITS		SCALE		CURRENT REV DESC: REMOVED OBSOLETE PART NUMBER AS PER PCN#511698.				molex	
mm		NTS							
GENERAL TOLERANCES (UNLESS SPECIFIED)				EC NO: 742551		2023/03/30		2MM DUAL ROW DUAL WAFER HEADER, VERTICAL T/H	
				DRWN: SANTHN		2023/05/12			
				CHK'D: GGA		2023/05/12		PRODUCT CUSTOMER DRAWING	
				APPR: GGA		2023/05/12			
				INITIAL REVISION:				DOCUMENT NUMBER	
				DRWN: KCHO		2005/02/23			
				APPR: MLONG		2009/12/02		SD-87761-052	
ANGULAR TOL ± 3.0°				THIRD ANGLE PROJECTION		DRAWING		DOC TYPE	
DRAFT WHERE APPLICABLE MUST REMAIN WITHIN DIMENSIONS				THIRD ANGLE PROJECTION		SERIES		DOC PART	
				A3-SIZE		87761		REVISION	
				SEE TABLE		GENERAL MARKET		1 OF 3	

CKT SIZE	DIMENSION	
	A	B
04	4.00	2.00
06	6.00	4.00
08	8.00	6.00
10	10.00	8.00
12	12.00	10.00
14	14.00	12.00
16	16.00	14.00
18	18.00	16.00
20	20.00	18.00
22	22.00	20.00
24	24.00	22.00
26	26.00	24.00
28	28.00	26.00
30	30.00	28.00
32	32.00	30.00
34	34.00	32.00
36	36.00	34.00
38	38.00	36.00
40	40.00	38.00
42	42.00	40.00
44	44.00	42.00
46	46.00	44.00
48	48.00	46.00
50	50.00	48.00

NOTES:
 12 APPLY ONLY FOR PART#87761-5021 & 87761-5022



PART NUMBERS	CKT SIZE	VOID POSITION	KINK POSITION	DIMENSION				PLATING OPTION	PACKAGING TYPE
				MATING END	STACKER HEIGHT	SOLDER TAIL	(F)		
				M	H	(P)			
87761-0401	04	---	---	4.00	15.50	3.50	23.00	3	TRAY
87761-0600	06	---	---	7.00	5.00	2.80	14.80	5	
(D2) 87761-0601	06	---	---	7.00	5.00	2.80	14.80	5	
87761-0801	08	3,4,5,6	---	4.00	15.50	3.50	23.00	3	
87761-0800	08	---	---	8.70	16.00	3.50	28.20	4	BULK
87761-1006	10	1	---	1.16	3.05	3.99	8.20	5	TRAY
87761-1009	10	---	---	1.16	3.05	3.99	8.20	5	
87761-1007	10	---	---	2.60	34.00	2.60	39.20	5	
(D2) 87761-1008	10	---	---	2.60	34.00	2.60	39.20	5	
87761-1000	10	---	---	5.50	27.05	3.43	36.43	4	
87761-1001	10	---	---	2.50	14.50	4.00	21.00	4	
87761-0012	12	---	---	2.60	10.00	3.70	16.30	5	
(D2) 87761-0013	12	---	---	2.60	10.00	3.70	16.30	5	
87761-1200	12	---	---	4.00	24.00	2.79	30.79	4	
87761-0016	16	---	---	4.00	9.15	3.85	17.00	3	
87761-0017	16	---	---	3.00	3.00	2.70	8.70	5	
87761-1600	16	---	---	7.00	5.00	2.80	14.80	5	
(D2) 87761-1602	16	---	---	7.00	5.00	2.80	14.80	5	
87761-0020	20	---	---	6.00	4.00	2.90	12.90	5	
(D2) 87761-0021	20	---	---	6.00	4.00	2.90	12.90	5	
87761-0031	20	---	---	3.00	4.00	2.03	9.00	6	
87761-2000	20	---	---	4.00	24.00	2.79	30.79	4	
87761-2001	20	---	---	2.50	14.50	4.00	21.00	4	
87761-2018	20	---	---	4.50	10.16	4.45	19.10	3	
87761-2400	24	---	---	5.50	27.50	2.80	35.80	4	
87761-2401	24	---	---	2.00	60.00	2.00	64.00	7	
87761-2402	24	---	---	2.00	42.00	2.00	46.00	7	
87761-2610	26	---	---	5.30	6.30	2.70	14.30	4	
87761-3000	30	---	---	4.00	17.30	4.00	25.30	1	
87761-0024	40	---	---	8.89	15.88	3.43	28.20	4	
87761-4000	40	---	---	2.60	3.00	2.60	8.20	5	
(D2) 87761-4001	40	---	---	2.60	3.00	2.60	8.20	5	
87761-4218	42	---	---	4.50	10.16	4.45	19.10	3	
87761-4400	44	---	---	7.00	5.00	4.00	16.00	5	
(D2) 87761-4402	44	---	---	7.00	5.00	4.00	16.00	5	
87761-0026	50	---	---	8.89	15.88	3.43	28.20	4	
87761-5000	50	---	---	3.50	10.00	3.50	17.00	5	
(D2) 87761-5003	50	---	---	3.50	10.00	3.50	17.00	5	
87761-5001	50	---	---	2.50	10.30	4.00	16.80	4	
87761-5002	50	---	---	2.50	11.70	2.60	16.80	4	
87761-5021	50	---	---	4.00	8.70	2.50	15.20	3	
87761-5022	50	---	---	4.00	5.71	2.50	12.21	3	
87761-0001	10	---	---	5.08	22.86	5.08	33.02	3	

THIS DRAWING CONTAINS INFORMATION THAT IS PROPRIETARY TO MOLEX ELECTRONIC TECHNOLOGIES, LLC AND SHOULD NOT BE USED WITHOUT WRITTEN PERMISSION									
DIMENSION UNITS		SCALE		CURRENT REV DESC: REMOVED OBSOLETE PART NUMBER AS PER PCN#511698.					
mm		NTS		 <p>2MM DUAL ROW DUAL WAFER HEADER, VERTICAL T/H</p> <p>PRODUCT CUSTOMER DRAWING</p> <p>DOCUMENT NUMBER: SD-87761-052 DOC TYPE: PSD DOC PART: 001 REVISION: D4</p>					
GENERAL TOLERANCES (UNLESS SPECIFIED)									
		MM	INCH						
4 PLACES	±		±						
3 PLACES	±		±						
2 PLACES	±	0.2	±						
1 PLACE	±		±						
0 PLACES	±		±						
ANGULAR TOL		± 3.0°		EC NO: 742551		2023/03/30			
				DRWN: SANTHN		2023/05/12			
				CHK'D: GGA		2023/05/12			
				APPR: GGA		2023/05/12			
				INITIAL REVISION:					
				DRWN: KCHO		2005/02/23			
				APPR: MLONG		2009/12/02			
DRAFT WHERE APPLICABLE MUST REMAIN WITHIN DIMENSIONS		THIRD ANGLE PROJECTION		DRAWING		SERIES		MATERIAL NUMBER	
				A3-SIZE		87761		SEE TABLE	
				CUSTOMER		GENERAL MARKET		SHEET NUMBER	
								2 OF 3	

DOCUMENT STATUS	P1	RELEASE DATE	2023/05/12	06:17:08
-----------------	----	--------------	------------	----------

