

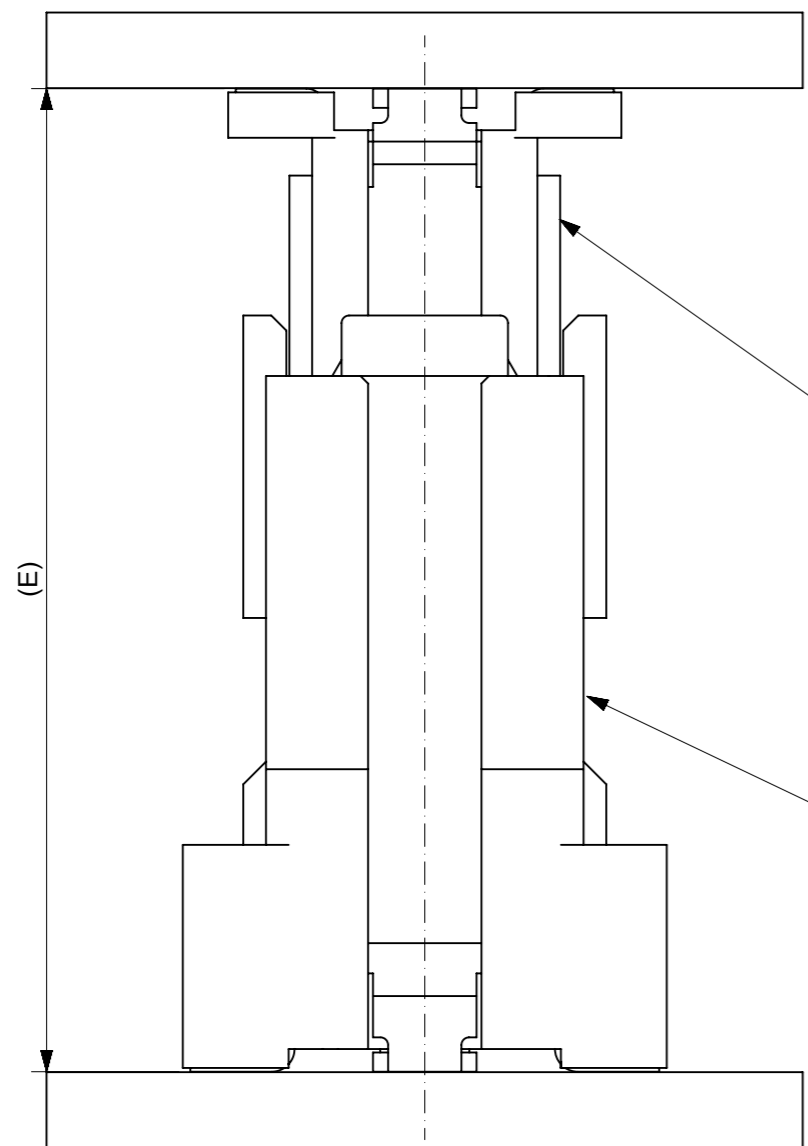
NOTES

1. 材質
MATERIAL
ハウジング: ガラス入りPPS、茶色、UL94V-0
HOUSING: POLYPHENYLENE SULFIDE, GLASS FILLED, BROWN, UL94V-0
ターミナル: 銅合金 (t=0.2)、ニッケルメッキ下地1.5マイクロメートル以上
TERMINAL: COPPER ALLOY, UNDER-PLATING: NICKEL 1.5 MICROMETER MIN.
接点部 : 金メッキ 0.25マイクロメートル以上
CONTACT AREA: GOLD 0.25 MICROMETER MIN.
半田付け部 : 錫メッキ1.0マイクロメートル以上
SOLDER TAIL AREA: TIN 1.0 MICROMETER MIN.
ネール : リン青銅(t=0.2)、ニッケルメッキ下地1.0マイクロメートル以上
NAIL: PHOSPHOR BRONZE, UNDER-PLATING: NICKEL 1.0 MICROMETER MIN.
錫メッキ1.0マイクロメートル以上
TIN 1.0 MICROMETER MIN.
吸着カバー: ステンレス (t=0.2)
VACUUM COVER: STAINLESS STEEL

無し WITHOUT	66.47	65.37	62.865	70.37	53627-2074	-	200
	60.12	58.22	56.515	64.02	53627-1874	-	180
	53.77	52.67	50.165	57.67	53627-1674	53627-1675	160
	47.42	46.32	43.815	51.32	53627-1474	-	140
	41.07	39.97	37.465	44.97	53627-1274	-	120
	34.72	33.62	31.115	38.62	53627-1074	-	100
	31.35	30.45	27.94	35.45	53627-0974	-	90
有り WITH	28.37	27.27	24.765	32.27	53627-0874	-	80
	25.2	24.1	21.59	29.1	53627-0774	-	70
	22.02	20.92	18.415	25.92	53627-0674	-	60
	18.85	17.75	15.24	22.75	53627-0574	-	50
	15.67	14.57	12.065	19.57	53627-0474	-	40
	12.5	11.4	8.89	16.4	53627-0374	-	30
	9.32	8.22	5.715	13.22	53627-0274	-	20
ハウジングロック HSG LOCK	D	C	B	A	エンボス梱包 EMBOSSED PACKAGE	スティック梱包 STICK PACKAGE	極数 CKT
オーダー番号 ORDER NO.							

2. テールのバラツキ寸法
TAIL COPLANARITY
テール平坦度は、0.1ミリ以下とする。
TAILS COPLANARITY TO BE 0.1 MILLIMETER MAX.

GENERAL TOLERANCES (UNLESS SPECIFIED)		THIS DRAWING CONTAINS INFORMATION THAT IS PROPRIETARY TO MOLEX ELECTRONIC TECHNOLOGIES, LLC AND SHOULD NOT BE USED WITHOUT WRITTEN PERMISSION	
10 UNDER	± 0.2	DIMENSION UNITS	SCALE
10 OVER 30 UNDER	± 0.25	mm	-
30 OVER	± 0.3	CURRENT REV DESC:	
ANGULAR	± 3 °	EC NO: 602629	
DRAFT WHERE APPLICABLE MUST REMAIN WITHIN DIMENSIONS		DRWN: RMIYAMOTO 2018/08/16	
		CHK'D: KSASAKI 2018/08/17	
		APPR: TKUSUHARA01 2018/08/17	
		INITIAL REVISION:	
		DRWN: YSAKIYAMA 2004/03/15	
		APPR: MSASAO 2004/03/16	
		THIRD ANGLE PROJECTION	DRAWING
		⊕	A3-SIZE
		SERIES	53627
		MATERIAL NUMBER	SEE CHART
		CUSTOMER	GENERAL MARKET
		SHEET NUMBER	1 OF 2



55091 series
53625 series
53647 series
53649 series
53627 series
Plug

52885 series
52901 series
Receptacle

嵌合高さ一覧 Stacking Height variation			
	6	52885 series	55091 series
	7		53625 series
	8		53647 series
	9		53649 series
○	10		53627 series
	12	52901 series	55091 series
	13		53625 series
	14		53647 series
	15		53649 series
○	16		53627 series
本図製品該当高さ Height Application	嵌合高さ E Stacking Height	リセプタクル Receptacle	プラグ Plug

GENERAL TOLERANCES (UNLESS SPECIFIED)		THIS DRAWING CONTAINS INFORMATION THAT IS PROPRIETARY TO MOLEX ELECTRONIC TECHNOLOGIES, LLC AND SHOULD NOT BE USED WITHOUT WRITTEN PERMISSION	
10 UNDER	± 0.2	DIMENSION UNITS	SCALE
10 OVER 30 UNDER	± 0.25	mm	-
30 OVER	± 0.3	CURRENT REV DESC:	
ANGULAR	± 3 °	EC NO: 602629	
DRAFT WHERE APPLICABLE MUST REMAIN WITHIN DIMENSIONS		DRWN: RMIYAMOTO 2018/08/16	
		CHK'D: KSASAKI 2018/08/17	
		APPR: TKUSUHARA01 2018/08/17	
		INITIAL REVISION:	
		DRWN: YSAKIYAMA 2004/03/15	
		APPR: MSASAO 2004/03/16	
		THIRD ANGLE PROJECTION	
		DRAWING	
		SERIES	
		MATERIAL NUMBER	
		CUSTOMER	
		SHEET NUMBER	
		A3-SIZE	
		53627	
		SEE CHART	
		GENERAL MARKET	
		2 OF 2	

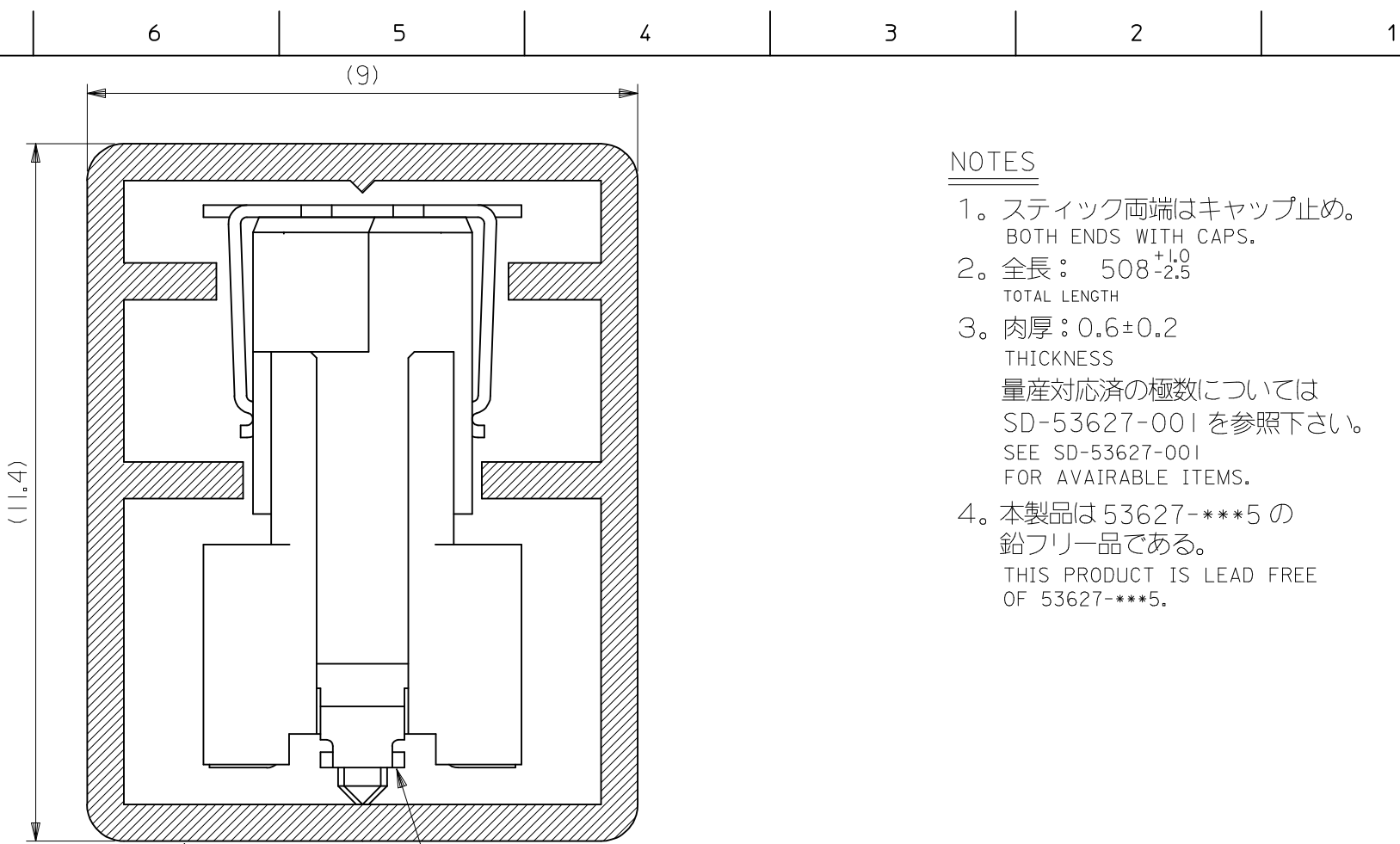
molex

0.635 PITCH B/B CONN.
PLUG HSG COVER ASSY -LEAD FREE-

PRODUCT CUSTOMER DRAWING

DOCUMENT NUMBER	DOC TYPE	DOC PART	REVISION
SD-53627-001	PSD	001	E

DOCUMENT STATUS	P1	RELEASE DATE	2018/08/17 07:05:12
-----------------	----	--------------	---------------------



NOTES

1. スティック両端はキャップ止め。
BOTH ENDS WITH CAPS.
2. 全長： 508^{+1.0}_{-2.5}
TOTAL LENGTH
3. 肉厚：0.6±0.2
THICKNESS
量産対応済の極数については
SD-53627-001 を参照下さい。
SEE SD-53627-001
FOR AVAIRABLE ITEMS.
4. 本製品は 53627-***5 の
鉛フリー品である。
THIS PRODUCT IS LEAD FREE
OF 53627-***5.

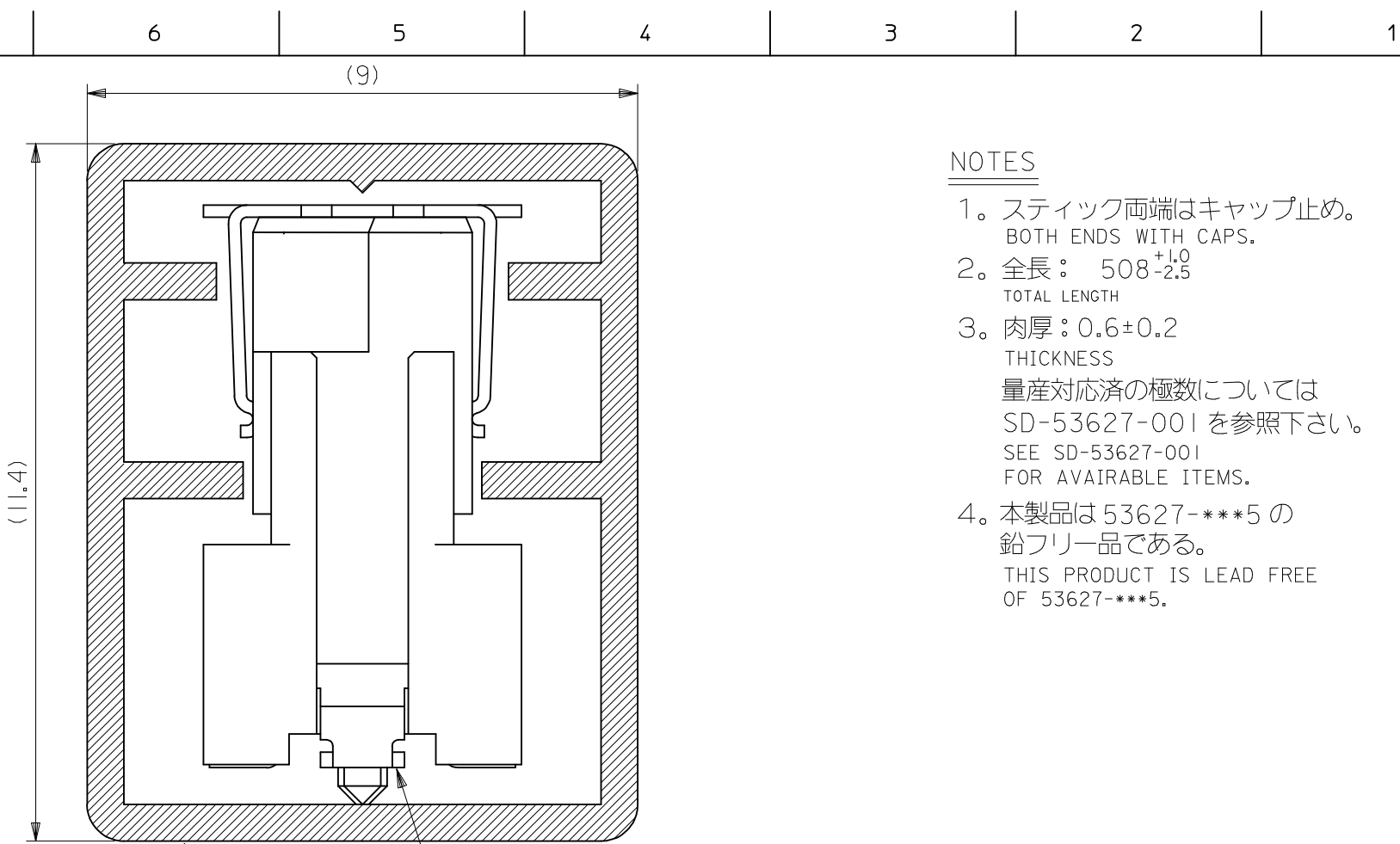
スティック
STICK

53627-***72
CONN.

MODEL NO.	53627-***75	梱包数量 QUANTITY	8	MATERIAL NO.	53627-1675	極数 CIRCUITS	160
-----------	-------------	------------------	---	--------------	------------	----------------	-----

REVISED EC NO: J2017-0317 DRAWN: MKN02 CHKD: APPR: MSASAO 2016/12/21 2017/03/15 DESCRIPTION A	GENERAL TOLERANCES (UNLESS SPECIFIED)		DIMENSION STYLE MM ONLY		SCALE 10:1	DESIGN UNITS METRIC	THIRD ANGLE PROJECTION
	0.25 UNDER	±0.03	DRAWN BY Y. SAKIYAMA		DATE 04/03/05	TITLE STICK PACKAGE FOR 53627-***72 -LEAD FREE- molex	
	0.25 OVER 0.5 UNDER	±0.05	CHECKED BY M. SASAO		DATE 04/03/05		
	0.5 OVER 1.0 UNDER	±0.1	APPROVED BY M. SASAO		DATE 04/03/05		
	1.0 OVER 10 UNDER	±0.2	MATERIAL NO.		DOCUMENT NO.		
	10 OVER 30 UNDER	±0.25	SEE CHART		SD-53627-003	SHEET NO. 1 OF 1	
30 OVER	±0.3	DRAFT WHERE APPLICABLE MUST REMAIN WITHIN DIMENSIONS		SIZE A4	THIS DRAWING CONTAINS INFORMATION THAT IS PROPRIETARY TO MOLEX ELECTRONIC TECHNOLOGIES, LLC AND SHOULD NOT BE USED WITHOUT WRITTEN PERMISSION		

MATERIAL
スティック：ポリ塩化ビニル
STICK: P.V.C



NOTES

1. スティック両端はキャップ止め。
BOTH ENDS WITH CAPS.
2. 全長： 508^{+1.0}-2.5
TOTAL LENGTH
3. 肉厚：0.6±0.2
THICKNESS
量産対応済の極数については
SD-53627-001 を参照下さい。
SEE SD-53627-001
FOR AVAIRABLE ITEMS.
4. 本製品は 53627-***5 の
鉛フリー品である。
THIS PRODUCT IS LEAD FREE
OF 53627-***5.

スティック
STICK

53627-***72
CONN.

MODEL NO.	53627-***75	梱包数量 QUANTITY	8	MATERIAL NO.	53627-1675	極数 CIRCUITS	160
-----------	-------------	------------------	---	--------------	------------	----------------	-----

MATERIAL
スティック：ポリ塩化ビニル
STICK: P.V.C

REVISED EC NO: J2017-0317 DRAWN: MKN02 CHKD: APPR: MSASAO A	DESCRIPTION 2016/12/21 2017/03/15	GENERAL TOLERANCES (UNLESS SPECIFIED)		DIMENSION STYLE MM ONLY		SCALE 10:1	DESIGN UNITS METRIC	THIRD ANGLE PROJECTION	
		0.25 UNDER	±0.03	DRAWN BY	DATE	TITLE			
		0.25 OVER 0.5 UNDER	±0.05	Y. SAKIYAMA	04/03/05	STICK PACKAGE FOR 53627-***72 -LEAD FREE- molex			
		0.5 OVER 1.0 UNDER	±0.1	CHECKED BY	DATE				
		1.0 OVER 10 UNDER	±0.2	M. SASAO	04/03/05				
		10 OVER 30 UNDER	±0.25	APPROVED BY	DATE	DOCUMENT NO.			
30 OVER	±0.3	M. SASAO	04/03/05	SD-53627-003					
ANGULAR ±---°		DRAFT WHERE APPLICABLE MUST REMAIN WITHIN DIMENSIONS		SIZE A4	THIS DRAWING CONTAINS INFORMATION THAT IS PROPRIETARY TO MOLEX ELECTRONIC TECHNOLOGIES, LLC AND SHOULD NOT BE USED WITHOUT WRITTEN PERMISSION				

SHEET NO.
1 OF 1