

NOTES:

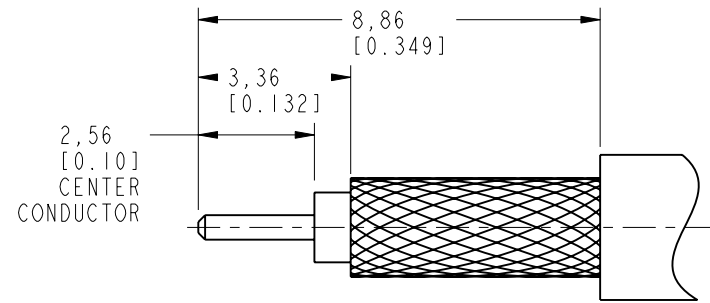
1. MATERIALS AND FINISHES:
 BODY & CONTACT - BeCu, GOLD PLATING
 REAR BODY - BRASS, GOLD PLATING
 INSULATORS - PTFE, NATURAL
 FERRULE - COPPER, NICKEL PLATING
 RETAINING RING - BeCu, NICKEL PLATING
2. ELECTRICAL:
 A. IMPEDANCE: 50 OHM
 B. FREQUENCY RANGE: DC - 6 GHz
 C. VSWR (RETURN LOSS): -20 dB MIN. @ DC - 6 GHz
3. MECHANICAL:
 A. DURABILITY: 100 CYCLES MIN.
 B. TEMPERATURE RANGE: -65°C TO +165°C
4. PACKAGING:
 A. QUANTITY: SINGLE PACK
 B. MARKING: BAG TO BE MARKED
 "AMPHENOL RF, SMP-FS-C08-1-R AND DATE CODE"
 C. CONTACT PIN AND FERRULE ARE PACKAGED LOOSE.
5. CABLE ASSEMBLY INSTRUCTIONS:
 A. TRIM CABLE AS SHOWN.
 B. SOLDER CABLE CENTER CONDUCTOR TO CONTACT.
 C. CRIMP FERRULE WITH 0.128" HEX.

6 SHOWS CABLE ENTRY DIMENSIONS.

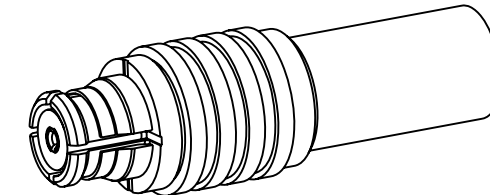
THIRD ANGLE PROJ.

REVISIONS

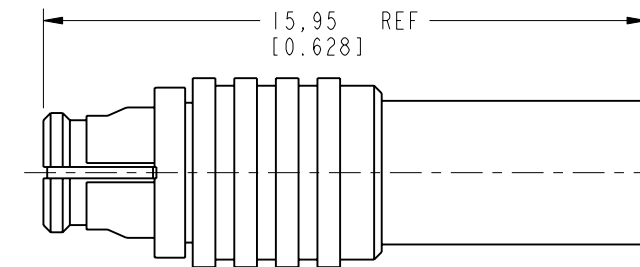
REV	DESCRIPTION	DATE	ECN	APPR
A	RELEASE TO MFG.	15-Apr-15	50495	JTS
B	FREQUENCY UPDATED TO 6 GHz	16-Nov-16	02424	NR
C	DOCUMENTATION CHANGE	16-Nov-16	02641	BMG
D	ADDED RETURN LOSS SPEC.	19-Jun-19	11921	SV



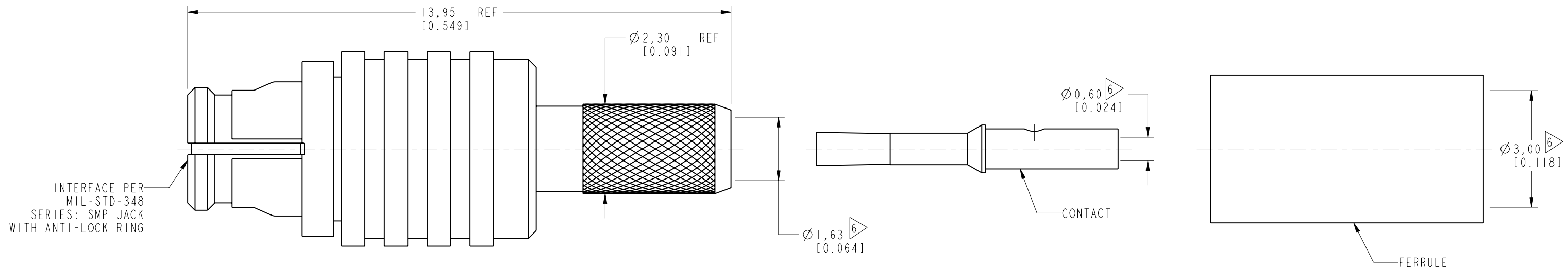
RECOMMENDED CABLE STRIPPING DIMENSIONS



SCALE 4.000



ASSEMBLED VIEW



CUSTOMER OUTLINE DRAWING

ALL OTHER SHEETS ARE FOR INTERNAL USE ONLY

UNLESS OTHERWISE SPECIFIED, DIMENSIONS ARE IN METRIC AND TOLERANCES ARE: <0.5mm ±0.05mm 0.5 - 6mm ±0.1mm 6 - 30mm ±0.2mm 30 - 120mm ±0.3mm ANGLES ±1°	MATERIAL SEE NOTES	DRAWN S. DUAN	DATE 22-Jun-19	TITLE SMP STR PLUG WITH FEMALE CONTACT FOR RG 316 CABLE	Amphenol RF www.amphenolrf.com
	REFERENCE EAR# 4720.2 REF: --	ENGINEER SUNDE	DATE 22-Apr-15		
NOTICE - These drawings, specifications, or other data (1) are, and remain the property of Amphenol corp. (2) must be returned upon request; and (3) are confidential and not to be disclosed to any person other than those to whom they are given by Amphenol Corp. the furnishing of these drawings, specifications, or other data by Amphenol Corp., or to any other person to anyone for any purpose is not to be regarded by implication or otherwise in any manner licensing, granting rights to permitting such holder or any other person to manufacture, use or sell any product, process or design, patented or otherwise, that may in any way be related to or disclosed by said drawings, specifications, or other data.	CONFIGURATION LEVEL: In Work	APPROVED S. HSIEH	DATE 25-Jun-19	DWG SIZE B	REV D
	FINISH	CAD FILE			DRAWING NO. SMP-FS-C08-1-R
					PART NO. SMP-FS-C08-1-R