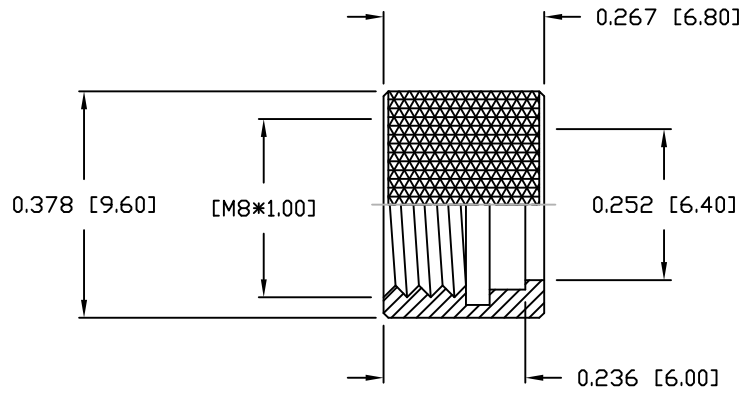


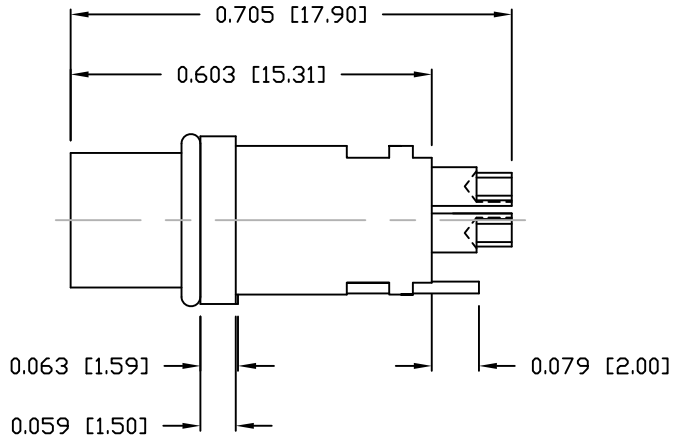
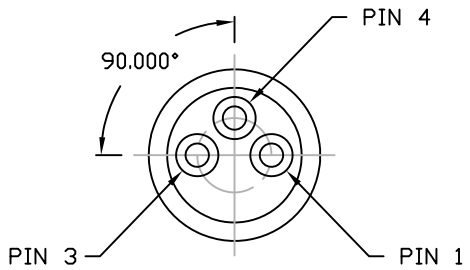
DESCRIPTION: M8 FEMALE - CABLE MOUNT - SOLDER CUP - 3 POS.



NUT

NOTE:

| | |
|------------------------|----------------------------|
| MATERIAL | |
| HOUSING: | PBT UL94V-0, BLACK |
| CONTACT: | BRASS |
| GROUND: | BRASS |
| SHELL: | BRASS |
| O-RING: | NBR |
| FINISH | |
| CONTACT: | GOLD PLATED |
| UNDER PLATE: | NICKEL |
| GROUND: | NICKEL 60 μ BRIGHT TIN |
| SHELL: | NICKEL |
| ELECTRICAL | |
| RATED CURRENT: | 3A |
| RATED VOLTAGE: | 60V |
| INSULATOR RESISTANCE: | 100 M Ω hms MIN. |
| CONTACT RESISTANCE: | 10 m Ω hms MAX. |
| WATER PROOF: | IP67 |
| ENVIRONMENT | |
| OPERATION TEMPERATURE: | -40°C TO +85°C |
| MAX WIRE AWG: | 24 |



854-003-203RLSY

1 = GOLD FLASH
4 = 10 μ " GOLD

RoHS COMPLIANT

UNITS = INCHES [MM]

DO NOT SCALE FROM DRAWING



THESE DRAWINGS AND SPECIFICATIONS ARE THE PROPERTY OF NorComp AND SHALL NOT BE REPRODUCED, COPIED OR USED AS THE BASIS FOR THE MANUFACTURE OR SALE OF APPARATUS WITHOUT WRITTEN PERMISSION.

| | |
|-----------|----------|
| DRAWN: | DATE: |
| M. SIGMON | 03-04-16 |

NorComp

| | | | |
|---------|-------|-----------------|-----|
| SCALE: | SHEET | OF | REV |
| NTS | 1 | 1 | 6 |
| DWG NO. | | 854-003-203RLSY | |