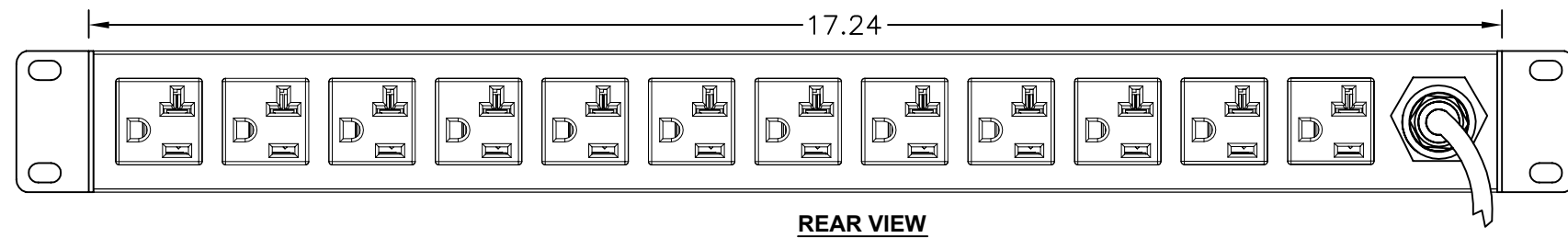
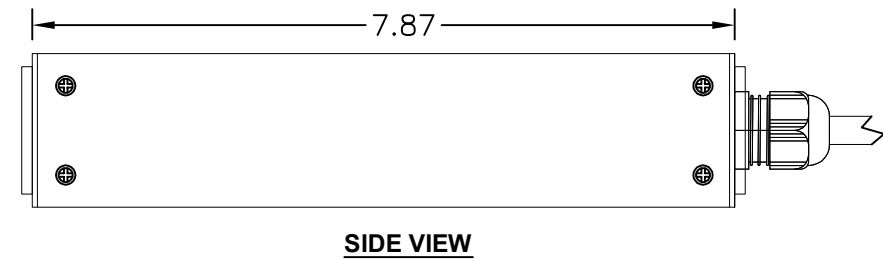
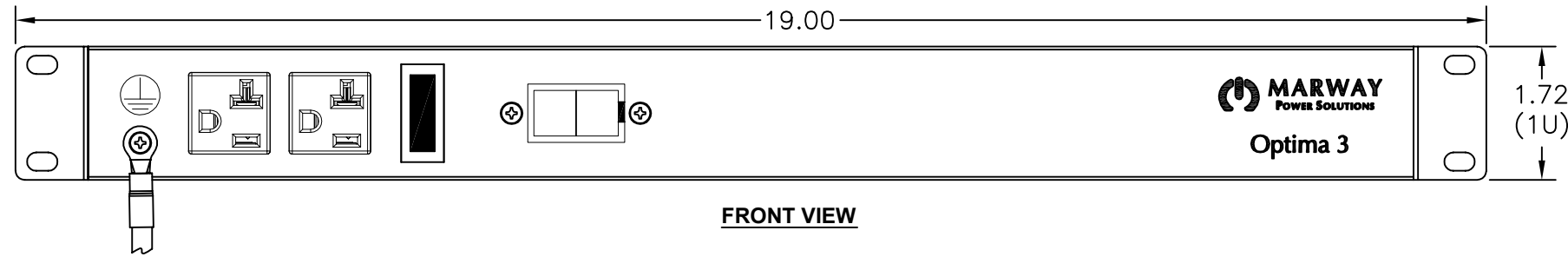


REVISIONS				
ECN#	REV	DESCRIPTION	DATE	BY
	A	INITIAL RELEASE	8/19/22	HC



Configuration	Features	EMI, Srg
	Layout	1 U
Input 1	Voltage	100-120 Vac, Single Phase, 50/60 Hz
	Max Current	20 Amps
	Max Load	1.92 KVA
	Connection	5-20P, 9 ft cord, 3-wire 12 ga, SJT jacket (Rear panel)
Outlets	Voltage Monitor	None
	Current Monitor	None
	All Panels [1][2]	(14) 5-20R, 110-120V
Protection	Spike/Surge Suppression [1]	Yes
	EMI Filter [1]	Yes
	Over Current [1]	(1) 20A Main Breaker
Env Sensors	Temperature	None
	Humidity	None
	Interlocks	None
	EPO	None
Communications	Display	None
	Serial	None
	Ethernet	None
	Protocols	None

Physical	Dimensions	1 U x 19" W x 8" D
	Materials	Chassis: Steel
	Finishes	Chassis: Painted Black, FrontPanel: Painted Black
Operating	Temperature	32°F to 122°F
	Humidity	5 %RH to 85 %RH
	Elevation	6,562 feet
Conformance	Warranty	http://www.marway.com/warranty
	Safety Certifications	UL, CUL, CE, RoHS
	Environment Certifications	None
Notes:		
[1] Certain details of the circuitry may only be revealed by the schematic (available separately)		
[2] S = switched, V = monitored voltage, A = monitored amps		

UNLESS OTHERWISE SPECIFIED DIMENSIONS ARE IN INCHES (MILLIMETERS) TOLERANCES ARE: ANGLES ± 5° DECIMALS .001 ± .003 HOLE DIA .002 ± .010		METAL NO.		SILK NO.		APPROVALS		DATE		MARWAY POWER SOLUTIONS 1721 S. GRAND AVE. SANTA ANA, CA 92705 PH: (714) 917-6200 FX: (714) 917-6253	
DO NOT SCALE DRAWING		DRAWN		CHECKED		APPROVED		8/19/22		SPECIFICATION DRAWING-- MPD 320003-000	
FINISH:		SCALE		CAGE CODE		DWG NO.		REV		MARWAY POWER SOLUTIONS 1721 S. GRAND AVE. SANTA ANA, CA 92705 PH: (714) 917-6200 FX: (714) 917-6253	
NONE		NONE		D 60955		320003-000		A		P320003-000 REV A SHEET 1 OF 1	