

# TOSHIBA



---

## Unification of Marking Specifications for SM6 Package, HN1C03F Products

Issue Number : H440-2J-004P

Issue Date : Oct. 28<sup>th</sup>, 2022

Quality And Reliability Engineering Group

Quality Assurance Department

Himeji Operations - Semiconductor

**Toshiba Electronic Devices & Storage Corporation**

# 1. Changes

1.

Product Name	Package Name
HN1C03F-A(TE85R,F)	SM6
HN1C03F-B(TE85L,F)	SM6
HN1C03F-B(TE85R,F)	SM6

## 2.Purpose of Change

The purpose is to unify mark specifications and improve lot tracing.

## 3.Changes

Changes will be made to the product marking.

- Dots are being added to indicate the manufacturing date (month and year), location of pin 1, and manufacturing factory.
- Due to the changes in marking presentation, the layout of the markings, etc. are being optimized.

※Other products are already being manufactured with dots representing the manufacturing date, location of pin 1, and manufacturing factory.

Please refer to the following pages for further details.

## 4.Time of Change

The switch is planned to occur from production in July, 2023.

## 5.Other

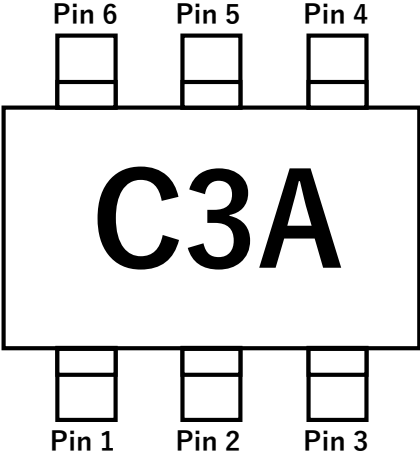
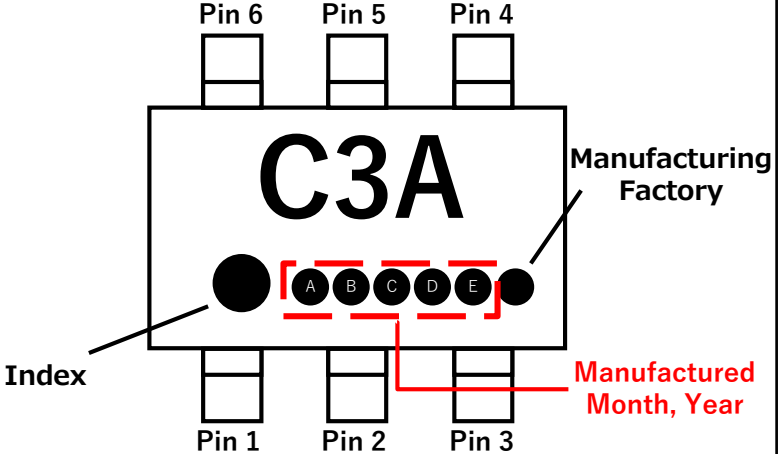

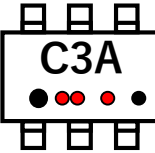
Other than those mentioned above, no changes relating to electrical characteristics or reliability will be made regarding this case.

If revision is needed for the Customer specification documents, etc., the Application Engineering Department will handle the situation, so please request it through our sales department.

# 2. Points to be Changed

## 2-1) Change Details (Image)

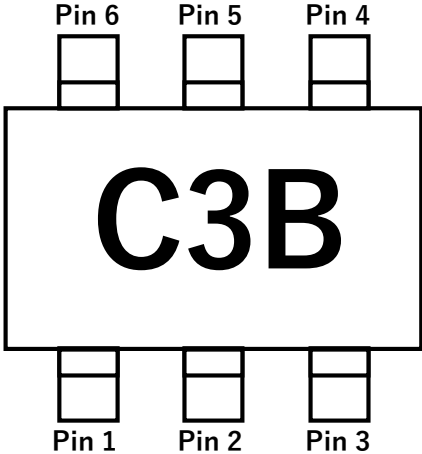
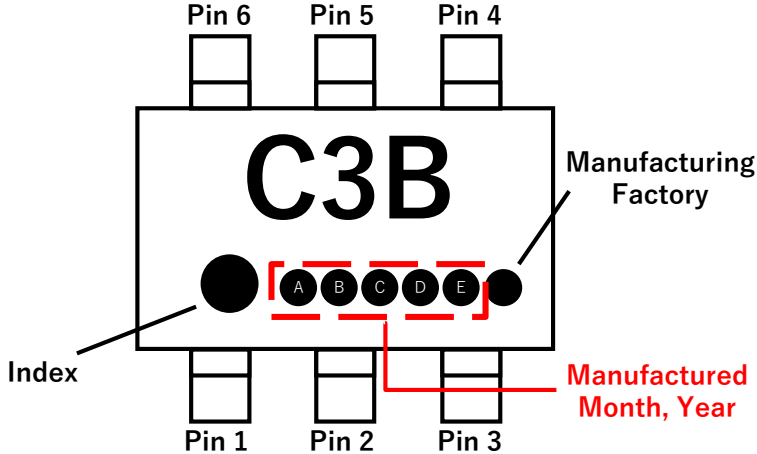

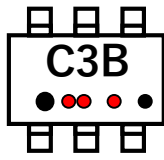
Product Name : HN1C03F-A(TE85L,F)

	Before Changes	After Changes
Diagram (Image)		
Differences	<p>Before the change, only the product name's abbreviation is shown on the product.</p>	<p>Indicators (dots) will be added to represent the manufacturing date (month and year), location of pin 1, and manufacturing factory.</p> <p> ... Manufacturing Date (Month and Year)</p> <p></p> <p>Example : A product manufactured in October 2022.</p>

# 2. Points to be Changed

## 2-1) Change Details (Image)

Product Name: HN1C03F-B

	Before Changes	After Changes
Diagram (Image)		
Differences	<p>Before the change, only the product name's abbreviation is shown on the product.</p>	<p>Indicators (dots) will be added to represent the manufacturing date (month and year), location of pin 1, and manufacturing factory.</p> <p> ... Manufacturing Date (Month and Year)</p>  <p>Example : A product manufactured in October 2022.</p>

# 2. Points to be Changed

## 2-2) Change Details (How to Read the Year/Month Code)



Representative Product: HN1C03F-B

Diagram	Year/Month Code Positioning Table																																																																																																																																																																						
<p>Diagram showing the component layout with pins (Pin 1 to Pin 6) and the manufacturing code 'C3B'. The code is positioned above five dots labeled A, B, C, D, and E. A red box highlights these five dots, and a red line points from the text 'Manufactured Month, Year' to this box. A black dot is labeled 'Index'.</p>	<p>Year/Month Code Positioning Table</p> <p>Month Code Positioning Table</p> <table border="1"> <thead> <tr> <th rowspan="2">Month</th> <th colspan="5">Dot Position</th> </tr> <tr> <th>A</th> <th>B</th> <th>C</th> <th>D</th> <th>E</th> </tr> </thead> <tbody> <tr><td>January</td><td>○</td><td>○</td><td>○</td><td>○</td><td>●</td></tr> <tr><td>February</td><td>○</td><td>○</td><td>○</td><td>●</td><td>○</td></tr> <tr><td>March</td><td>○</td><td>○</td><td>○</td><td>●</td><td>●</td></tr> <tr><td>April</td><td>○</td><td>○</td><td>●</td><td>○</td><td>○</td></tr> <tr><td>May</td><td>○</td><td>○</td><td>●</td><td>○</td><td>●</td></tr> <tr><td>June</td><td>○</td><td>○</td><td>●</td><td>●</td><td>○</td></tr> <tr><td>July</td><td>○</td><td>○</td><td>●</td><td>●</td><td>○</td></tr> <tr><td>August</td><td>○</td><td>○</td><td>●</td><td>○</td><td>○</td></tr> <tr><td>September</td><td>○</td><td>●</td><td>○</td><td>○</td><td>●</td></tr> <tr><td>October</td><td>○</td><td>●</td><td>○</td><td>●</td><td>○</td></tr> <tr><td>November</td><td>○</td><td>●</td><td>○</td><td>●</td><td>●</td></tr> <tr><td>December</td><td>○</td><td>●</td><td>●</td><td>○</td><td>○</td></tr> </tbody> </table> <table border="1"> <thead> <tr> <th rowspan="2">Month</th> <th colspan="5">Dot Position</th> </tr> <tr> <th>A</th> <th>B</th> <th>C</th> <th>D</th> <th>E</th> </tr> </thead> <tbody> <tr><td>January</td><td>●</td><td>○</td><td>○</td><td>○</td><td>●</td></tr> <tr><td>February</td><td>●</td><td>○</td><td>○</td><td>●</td><td>○</td></tr> <tr><td>March</td><td>●</td><td>○</td><td>○</td><td>●</td><td>●</td></tr> <tr><td>April</td><td>●</td><td>○</td><td>●</td><td>○</td><td>○</td></tr> <tr><td>May</td><td>●</td><td>○</td><td>●</td><td>○</td><td>●</td></tr> <tr><td>June</td><td>●</td><td>○</td><td>●</td><td>●</td><td>○</td></tr> <tr><td>July</td><td>●</td><td>○</td><td>●</td><td>●</td><td>○</td></tr> <tr><td>August</td><td>●</td><td>●</td><td>○</td><td>○</td><td>○</td></tr> <tr><td>September</td><td>●</td><td>●</td><td>○</td><td>○</td><td>●</td></tr> <tr><td>October</td><td>●</td><td>●</td><td>○</td><td>●</td><td>○</td></tr> <tr><td>November</td><td>●</td><td>●</td><td>○</td><td>●</td><td>●</td></tr> <tr><td>December</td><td>●</td><td>●</td><td>●</td><td>○</td><td>○</td></tr> </tbody> </table>	Month	Dot Position					A	B	C	D	E	January	○	○	○	○	●	February	○	○	○	●	○	March	○	○	○	●	●	April	○	○	●	○	○	May	○	○	●	○	●	June	○	○	●	●	○	July	○	○	●	●	○	August	○	○	●	○	○	September	○	●	○	○	●	October	○	●	○	●	○	November	○	●	○	●	●	December	○	●	●	○	○	Month	Dot Position					A	B	C	D	E	January	●	○	○	○	●	February	●	○	○	●	○	March	●	○	○	●	●	April	●	○	●	○	○	May	●	○	●	○	●	June	●	○	●	●	○	July	●	○	●	●	○	August	●	●	○	○	○	September	●	●	○	○	●	October	●	●	○	●	○	November	●	●	○	●	●	December	●	●	●	○	○
Month	Dot Position																																																																																																																																																																						
	A	B	C	D	E																																																																																																																																																																		
January	○	○	○	○	●																																																																																																																																																																		
February	○	○	○	●	○																																																																																																																																																																		
March	○	○	○	●	●																																																																																																																																																																		
April	○	○	●	○	○																																																																																																																																																																		
May	○	○	●	○	●																																																																																																																																																																		
June	○	○	●	●	○																																																																																																																																																																		
July	○	○	●	●	○																																																																																																																																																																		
August	○	○	●	○	○																																																																																																																																																																		
September	○	●	○	○	●																																																																																																																																																																		
October	○	●	○	●	○																																																																																																																																																																		
November	○	●	○	●	●																																																																																																																																																																		
December	○	●	●	○	○																																																																																																																																																																		
Month	Dot Position																																																																																																																																																																						
	A	B	C	D	E																																																																																																																																																																		
January	●	○	○	○	●																																																																																																																																																																		
February	●	○	○	●	○																																																																																																																																																																		
March	●	○	○	●	●																																																																																																																																																																		
April	●	○	●	○	○																																																																																																																																																																		
May	●	○	●	○	●																																																																																																																																																																		
June	●	○	●	●	○																																																																																																																																																																		
July	●	○	●	●	○																																																																																																																																																																		
August	●	●	○	○	○																																																																																																																																																																		
September	●	●	○	○	●																																																																																																																																																																		
October	●	●	○	●	○																																																																																																																																																																		
November	●	●	○	●	●																																																																																																																																																																		
December	●	●	●	○	○																																																																																																																																																																		

## 2. Points to be Changed

### 2-3) Change Details (Photo)

Representative Product : HN1C03F-B

	Before Changes	After Changes
Photos of Actual Products (Example)		

Example: A product manufactured in October 2022.

# TOSHIBA

We thank you for your understanding.