

Type FSH

Fast Acting Glass Tube Fuse

Automotive Glass



www.optifuse.com (619) 593-5050

Fuse Size: 1/4" x 5/8" (6.35 x 15.9mm)

Ampere Rating: 100mA ~ 30A

Voltage Rating: 125V / 250V / 32V

Electrical Characteristics:

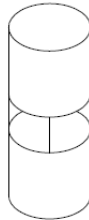
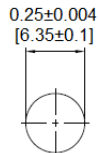
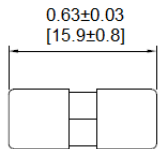
100%	135%	200%
Min.	Max.	Max.
4h	1h	120s

Agency Standards and Listings:



According to UL248-14

Mechanical Dimensions: Inches[mm]



Part Number	Ampere Rating	Interrupt Rating	Voltage Rating	UL US	CUL US	PS E JET		
FSH-100mA	100mA	10KA @125VAC 35A @250VAC	125V/250V	•				
FSH-125mA	125mA			•				
FSH-250mA	250mA			•				
FSH-375mA	375mA			•				
FSH-500mA	500mA			•				
FSH-600mA	600mA			•				
FSH-750mA	750mA			•				
FSH-1A	1A	10KA @125VAC 100A @250VAC	125V/250V	•		•		
FSH-1.25A	1.25A			•		•		
FSH-1.5A	1.5A			•		•		
FSH-1.6A	1.6A			•		•		
FSH-2A	2A			•		•		
FSH-2.5A	2.5A			•		•		
FSH-3A	3A			•		•		
FSH-3.15A	3.15A	2020A @125VAC 1000A @32VAC	125V/32V	•		•		
FSH-3.5A	3.5A			•		•		
FSH-4A	4A			•		•		
FSH-5A	5A			•		•		
FSH-6A	6A			•				
FSH-6.3A	6.3A			•				
FSH-7A	7A			1000A @32VAC	125V/32V	•		
FSH-7.5A	7.5A	•						
FSH-8A	8A	•						
FSH-10A	10A	•						
FSH-12A	12A	100A @125VAC 1000A @32VAC	125V/32V			•		•
FSH-13A	13A					•		•
FSH-15A	15A					•		•
FSH-16A	16A			•				
FSH-20A	20A			•				
FSH-25A	25A			•				
FSH-30A	30A			•				

	<p>Warning: -Operation beyond the specified maximum ratings or improper use may result in damage and possible electrical arcing and/or flame.</p>
	<p>-Avoid contact of Fuse device with chemical solvent. Prolonged contact may damage the device performance.</p>