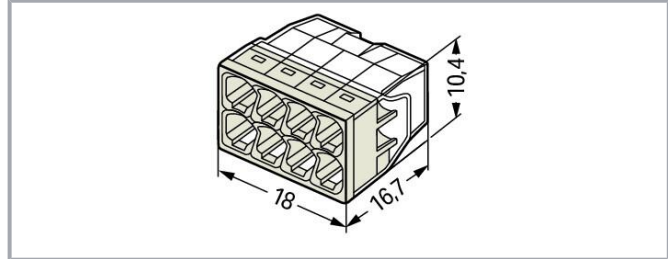


## Data sheet | Item number: 2273-208

COMPACT splicing connector; for solid conductors; max. 2.5 mm<sup>2</sup>; 8-conductor; transparent housing; light gray cover; Surrounding air temperature: max 60°C (T60); 2,50 mm<sup>2</sup>; transparent

[www.wago.com/2273-208](http://www.wago.com/2273-208)



### Item description

Advantages:

- Convenient wiring via extremely compact design
- Push-in termination of up to eight solid conductors
- Cross-section range: 0.5 ... 2.5 mm<sup>2</sup>
- Any combination of conductor sizes is possible
- PUSH WIRE® connection terminates solid ("s") copper conductors

### Data

#### Notes

Safety information

in grounded power lines

### Electrical data

#### Ratings per IEC/EN

Ratings per

IEC/EN 60998

Nominal voltage (II/2)

450 V

Subject to changes. Please also observe the further product documentation!

WAGO GmbH & Co. KG

Hansastr. 27

32423 Minden

Phone: +49571 887-0 | Fax: +49571 887-169

Email: [info.de@wago.com](mailto:info.de@wago.com) | Web: [www.wago.com](http://www.wago.com)

Do you have any questions about our products?

We are always happy to take your call at +49 (571) 887-44222.



Rated surge voltage (II/2)	4 kV
Rated current	24 A
Legend (ratings)	(II / 2) ≙ Overvoltage category II / Pollution degree 2

### Ratings per UL 1059

Approvals per	UL 486C
Rated voltage (UL)	600 V
Rated current (UL)	20 A

### Connection data

Connection points	8
Total number of potentials	1

### Connection 1

Connection technology	PUSH WIRE®
Actuation type	Push-in
Connectable conductor materials	Copper Aluminum

Connectable conductor materials (note)

#### Terminating Aluminum Conductors

WAGO spring clamp terminal blocks are suitable for solid aluminum conductors up to 4 mm<sup>2</sup>/12 AWG if WAGO "Alu-Plus" Contact Paste 249-130 is used for termination.

"Alu-Plus" Contact Paste Advantages:

- Automatically destroys the oxide film during clamping.
- Prevents fresh oxidation at the clamping point.
- Prevents electrolytic corrosion between aluminum and copper conductors (in the same terminal block).
- Provides long-term protection against corrosion.

Subject to changes. Please also observe the further product documentation!



For spring clamp connections with PUSH WIRE® connection technology, **WAGO recommends that the aluminum conductor first be cleaned** and then immediately inserted into the clamping unit filled with "Alu-Plus" contact paste.

It is also possible to apply WAGO "Alu-Plus" **additionally** on the whole surface of the aluminum conductor before termination.

Please note that the nominal currents must be adapted to the reduced conductivity of the aluminum conductors::

2.5 mm<sup>2</sup> = 16 A

4 mm<sup>2</sup> = 22 A

Solid conductor	0.5 ... 2.5 mm <sup>2</sup> / 20 ... 16 AWG
Strip length	11 mm / 0.43 inches
Wiring direction	Side-entry wiring

### Physical data

Width	18 mm / 0.709 inches
Height	10.4 mm / 0.409 inches
Depth	16.7 mm / 0.657 inches

### Material Data

Note (material data)

Information on material specifications can be found here

Color	transparent
Cover color	light gray
Flammability class per UL94	V2
Fire load	0.046 MJ
Weight	2.2 g

### Environmental requirements

Ambient temperature (operation)	+60 °C
Continuous operating temperature	105 °C
Temperature marking per EN 60998	T60

### Commercial data

Product Group	7 (Push Wire Conn.)
---------------	---------------------

Subject to changes. Please also observe the further product documentation!

WAGO GmbH & Co. KG  
 Hansastr. 27  
 32423 Minden  
 Phone: +49571 887-0 | Fax: +49571 887-169  
 Email: [info.de@wago.com](mailto:info.de@wago.com) | Web: [www.wago.com](http://www.wago.com)

Do you have any questions about our products?  
 We are always happy to take your call at +49 (571) 887-44222.



eCl@ss 10.0	27-14-11-04
eCl@ss 9.0	27-14-11-04
ETIM 8.0	EC000446
ETIM 7.0	EC000446
PU (SPU)	500 (50) pcs
Packaging type	box
Country of origin	DE
GTIN	4050821027881
Customs tariff number	85369010000

### Environmental Product Compliance



RoHS Compliance Status	Compliant, No Exemption
------------------------	-------------------------

### Approvals / Certificates

#### General approvals

Logo	Approval	Additional Approval Text	Certificate name
	cULus_Listed_667F Underwriters Laboratories Inc.	UL 486C	E69654
	VDE VDE Prüf- und Zertifizierungsinstitut	EN 60998	40029794

#### Declarations of conformity and manufacturer's declarations

Logo	Approval	Additional Approval Text	Certificate name
	EU-Declaration of Conformity WAGO GmbH & Co. KG	-	-
	UK-Declaration of Conformity WAGO GmbH & Co. KG	-	-




#### Approvals for marine applications

Logo	Approval	Additional Approval Text	Certificate name

Subject to changes. Please also observe the further product documentation!

WAGO GmbH & Co. KG  
 Hansastr. 27  
 32423 Minden  
 Phone: +49571 887-0 | Fax: +49571 887-169  
 Email: [info.de@wago.com](mailto:info.de@wago.com) | Web: [www.wago.com](http://www.wago.com)

Do you have any questions about our products?  
 We are always happy to take your call at +49 (571) 887-44222.

	<b>ABS</b> American Bureau of Shipping	-	15- HG1419918- PDA
	<b>DNV GL</b> Det Norske Veritas, Germanischer Lloyd	EN 60998	TAE000015T
	<b>LR</b> Lloyds Register	EN 60998	LR22207029TA

## Optional accessories

### Mounting adapter

#### Mounting accessories



**Item no.: 2273-500**

Mounting carrier; for single- and double-row con.; 2273 Series; for DIN-35 rail mounting/screw mounting; orange

[www.wago.com/2273-500](http://www.wago.com/2273-500)

### Tool

#### "Alu-Plus" contact paste



**Item no.: 249-130**

Syringe; Contents: 20 ml Alu-Plus contact paste

[www.wago.com/249-130](http://www.wago.com/249-130)

### General accessories

#### Moisture protection



**Item no.: 207-1331**

Gelbox; Branch; for cables; with gel; 221, 2x73 Series; max. 4 mm<sup>2</sup> connectors; without splicing connectors; Size 1; gray

[www.wago.com/207-1331](http://www.wago.com/207-1331)



**Item no.: 207-1332**

Gelbox; Branch; for cables; with gel; 221, 2x73 Series; max. 4 mm<sup>2</sup> connectors; without splicing connectors; Size 2; gray

[www.wago.com/207-1332](http://www.wago.com/207-1332)



**Item no.: 207-1333**

Gelbox; Branch; for cables; with gel; 221, 2x73 Series; max. 4 mm<sup>2</sup> connectors; without splicing connectors; Size 3; gray

[www.wago.com/207-1333](http://www.wago.com/207-1333)

Subject to changes. Please also observe the further product documentation!

WAGO GmbH & Co. KG

Hansastr. 27

32423 Minden

Phone: +49571 887-0 | Fax: +49571 887-169

Email: [info.de@wago.com](mailto:info.de@wago.com) | Web: [www.wago.com](http://www.wago.com)

Do you have any questions about our products?

We are always happy to take your call at +49 (571) 887-44222.



## Downloads

### Documentation

#### Bid Text

2273-208 X81 - Datei	2019 Feb 19	xml 3.3 kB	Download
2273-208 doc - Datei	2017 May 17	doc 25.1 kB	Download
ausschreiben.de 2273-208		URL	Download

## CAD/CAE-Data

### CAD data

2D/3D Models 2273-208		URL	Download
-----------------------	--	-----	----------

### CAE data

EPLAN Data Portal 2273-208		URL	Download
WSCAD Universe 2273-208		URL	Download
ZUKEN Portal 2273-208		URL	Download

## Environmental Product Compliance

### Compliance Search

Environmental Product Compliance 2273-208 COMPACT splicing connector; for solid conductors; max. 2.5 mm <sup>2</sup> ; 8-conductor; transparent housing; light gray cover; Surrounding air temperature: max 60°C (T60); 2,50 mm <sup>2</sup> ; transparent		URL	Download
---	--	-----	----------


## Installation Notes

### Conductor termination


Subject to changes. Please also observe the further product documentation!

WAGO GmbH & Co. KG  
Hansastr. 27  
32423 Minden  
Phone: +49571 887-0 | Fax: +49571 887-169  
Email: [info.de@wago.com](mailto:info.de@wago.com) | Web: [www.wago.com](http://www.wago.com)

Do you have any questions about our products?  
We are always happy to take your call at +49 (571) 887-44222.




Strip solid conductor to 11 mm/0.43 inch (see marking).




The transparent housing shows if conductors are fully inserted; within the colored base, a clear port shows if the conductor's strip length is correct.

Conductors are correctly stripped if the clear port shows no bare conductor on the unprinted connector side. Picture shows center conductor with exceeded strip length.




Termination: Insert the stripped solid conductor until it hits the backstop.



Removal: Hold conductor to be removed and twist alternately left and right while pulling the connector.

### Testing

Subject to changes. Please also observe the further product documentation!



Testing via test port opposite to conductor entry.

Subject to changes. Please also observe the further product documentation!