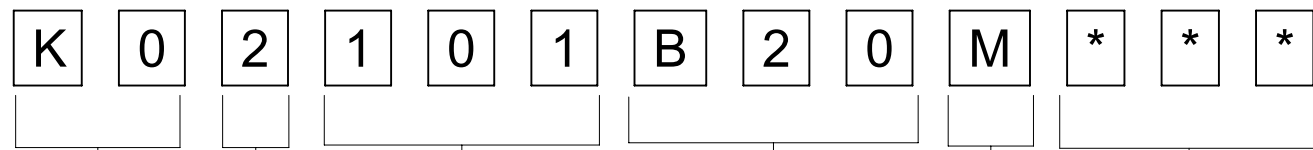


Wiring Diagram

- 1 White
- 2 Green
- 3 Yellow
- 4 Grey
- 5 Grey/Pink
- 6 Red/Blue
- 7 White/Green
- 8 Brown/Green
- 9 Blue
- 10 Blue
- 11 Brown
- 12 Green/Yellow

Contacts 9 and 10 connected the same wire.

PART NO MATRIX



K0 = M23x1 SINGLE ENDED

POLES:
2 = 12 POLES

CABLE TYPE:
B20= PUR BLACK

UNIT:
M = METER

LENGTH:
EXAMPLE:
010 = 1 m
050 = 5 m
100 = 10 m

HEADER:
101 = 11 WAY FEMALE RIGHT ANGLE

CABLE SPECIFICATION:

CONDUCTOR A:

MATERIAL: BARE COPPER
SECTION: 0.75mm²/19AWG
STRANDING: 42X0.15mm

INSULATION A:

COMPOUND: PVC
DIAMETER: 1.80±0.10mm

CONDUCTOR B:

MATERIAL: BARE COPPER
SECTION: 0.34mm²/22AWG
STRANDING: 42X0.10mm

INSULATION B:

COMPOUND: PVC
DIAMETER: 1.40±0.10mm

JACKET:

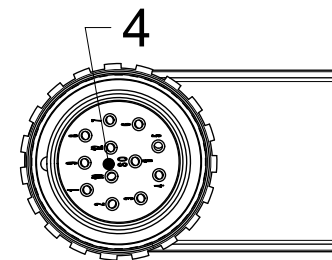
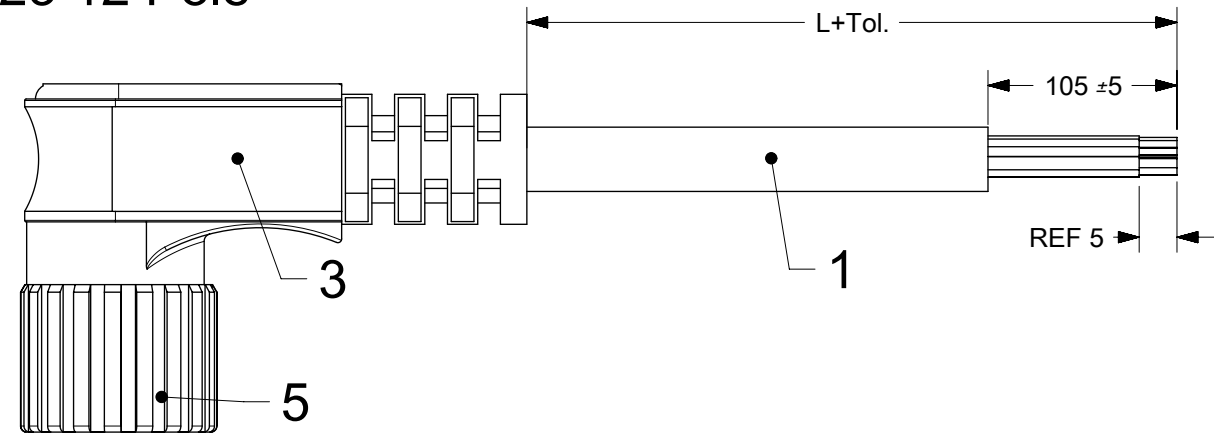
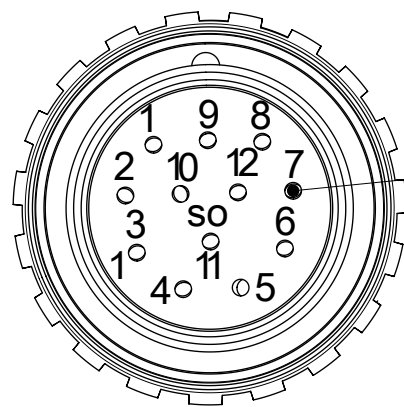
COMPOUND: PUR
COLOR: BLACK
DIAMETER: 8.60±0.20mm

TEMPERATURE RATING(STATIC): -40°C TO +90°C

VOLTAGE RATING: 300V

Connector Pin Assignment for M23 12 Pole

Front Side View



View From The Front Side

BILL OF MATERIALS

QTY	DESCRIPTION	MATERIAL	FINISH
5	1	M23 Female coupling nut	Brass Nickel Plated
4	1	M23 Female insert 12P	TPU Black
3	1	Overmould	TPU Black
2	12	Contacts	Bronze Nickel Plated
1	L	Cable:3X19AWG+8X22AWG	PUR Black

Table 1

Molex P/N	Engineering P/N	Length L[mm]	Tol.[mm]
1200945011	K02101B20M050	5000	+165
1200945012	K02101B20M100	10000	+317
1200945013	K02101B20M150	15000	+610
1200948010	K02101B20M020	20000	+610
1200945014	K02101B20M250	25000	+610
1200948199	K02101B20M300	30000	+610

RELEASE STATUS: P1 | RELEASE DATE: 08.08.2016 | 06:30:55

<p>QUALITY SYMBOLS</p> <p>FA = 0</p> <p>FE = 0</p> <p>FP = 0</p> <p>FV = 0</p> <p>FC = 0</p> <p>FX = 0</p> <p>FS = 0</p> <p>FT = 0</p>	<p>THIS DRAWING CONTAINS INFORMATION THAT IS PROPRIETARY TO MOLEX ELECTRONIC TECHNOLOGIES, LLC AND SHOULD NOT BE USED WITHOUT WRITTEN PERMISSION</p> <p>EC NO: 107291 DRWN: MMAJGAT CHK'D: MIWASIECZKO REV APPR: MIWASIECZKO</p> <p>2016/08/06 2016/08/08</p>	<p>GENERAL TOLERANCES (UNLESS SPECIFIED)</p> <p>ANGULAR TOL ± °</p> <p>4 PLACES ±</p> <p>3 PLACES ±</p> <p>2 PLACES ±</p> <p>1 PLACE ±</p> <p>0 PLACES ±</p> <p>DRAFT WHERE APPLICABLE MUST REMAIN WITHIN DIMENSIONS</p>	<p>DIMENSION UNITS: MM</p> <p>SCALE: 1:1</p> <p>DRWN BY: MMAJGAT</p> <p>DATE: 2016/04/27</p> <p>CHK'D BY: MIWASIECZKO</p> <p>DATE: 2016/08/02</p> <p>APPR BY: MIWASIECZKO</p> <p>DATE: 2016/08/02</p> <p>DRAWING SIZE: A3</p> <p>THIRD ANGLE PROJECTION</p>	<p>CSE M23 12P FE RA PUR XM SE</p> <p>PRODUCT CUSTOMER DRAWING</p> <p>SERIES: 120094 MATERIAL NUMBER: SEE TABLE 1 CUSTOMER:</p> <p>DOCUMENT NUMBER: 1200948199 DOC TYPE: PSD DOC PART: 00P SHEET NUMBER: 1 OF 1</p>
--	---	--	---	---