


PCB terminal block - PLH 5/ 2-7,5-ZF - 1792106


Please be informed that the data shown in this PDF Document is generated from our Online Catalog. Please find the complete data in the user's documentation. Our General Terms of Use for Downloads are valid (<http://download.phoenixcontact.com>)



PCB terminal block, Nominal current: 41 A, Nom. voltage: 1000 V, Pitch: 7.5 mm, Number of positions: 2, Connection method: Spring-cage conn., Mounting: Soldering, Conductor/PCB connection direction: 0 °, Color: green



Key commercial data

Packing unit	1 PCE
GTIN	 4 046356 610667
Custom tariff number	85369010
Country of origin	GERMANY

Technical data

Dimensions

Pitch	7.5 mm
Dimension a	7.5 mm
Pin dimensions	1,2 x 1,5 mm
Pin spacing	10 mm
Hole diameter	2 mm

General

Range of articles	PLH 5/
Insulating material group	I
Rated surge voltage (III/3)	8 kV
Rated surge voltage (III/2)	8 kV
Rated surge voltage (II/2)	8 kV
Rated voltage (III/3)	1000 V
Rated voltage (III/2)	1000 V
Rated voltage (II/2)	1000 V

PCB terminal block - PLH 5/ 2-7,5-ZF - 1792106

Technical data

General

Nominal current I_N	41 A
Nominal cross section	6 mm ²
Insulating material	PA
Solder pin surface	Sn
Inflammability class according to UL 94	V0
Stripping length	12 mm
Number of positions	2

Connection data

Conductor cross section solid min.	0.2 mm ²
Conductor cross section solid max.	6 mm ²
Conductor cross section stranded min.	0.2 mm ²
Conductor cross section stranded max.	6 mm ²
Conductor cross section stranded, with ferrule without plastic sleeve min.	0.2 mm ²
Conductor cross section stranded, with ferrule without plastic sleeve max.	6 mm ²
Conductor cross section stranded, with ferrule with plastic sleeve min.	0.2 mm ²
Conductor cross section stranded, with ferrule with plastic sleeve max.	6 mm ²
Conductor cross section AWG/kcmil min.	24
Conductor cross section AWG/kcmil max	10
2 conductors with same cross section, stranded, TWIN ferrules with plastic sleeve, min.	0.5 mm ²
2 conductors with same cross section, stranded, TWIN ferrules with plastic sleeve, max.	2.5 mm ²

Classifications

ETIM

ETIM 4.0	EC002637
ETIM 5.0	EC002643

UNSPSC

UNSPSC 11	39121409
UNSPSC 12.01	39121409
UNSPSC 13.2	39121409
UNSPSC 6.01	30211810
UNSPSC 7.0901	39121409

eCl@ss

eCl@ss 4.0	272607xx
------------	----------

PCB terminal block - PLH 5/ 2-7,5-ZF - 1792106

Classifications

eCl@ss

eCl@ss 4.1	27260701
eCl@ss 5.0	27260701
eCl@ss 5.1	27141190
eCl@ss 6.0	27261101
eCl@ss 7.0	27440401
eCl@ss 8.0	27440401

Approvals

Approvals


Approvals

GOST

Ex Approvals

Approvals submitted

Approval details



Accessories

Accessories

Marking

Marker cards - SK U/3,8 WH:UNBEDRUCKT - 0803906

Marker cards, Sheet, white, Unlabeled, Can be labeled with: Plotter, Office printing systems, Mounting type: Adhesive, Lettering field: 186 x 3.8 mm



PCB terminal block - PLH 5/ 2-7,5-ZF - 1792106

Accessories

Tools

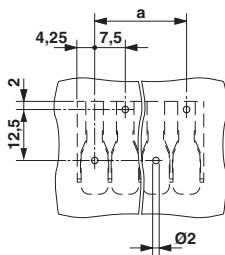
Crimping pliers - CRIMPFOX 6 - 1212034



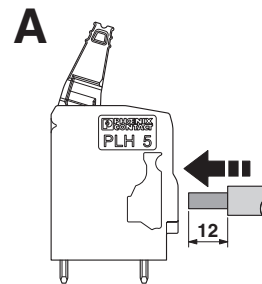
Crimping pliers, for ferrules as per DIN 46228 section 1+4, 0.25 - 6.0 mm², insertion from the side, trapezoidal crimp

Drawings

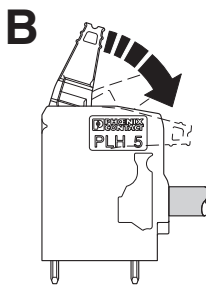
Drilling diagram



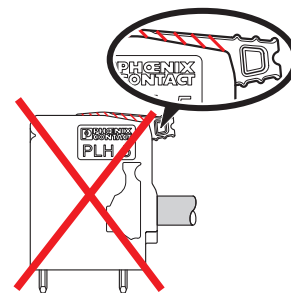
Functional drawing



Functional drawing

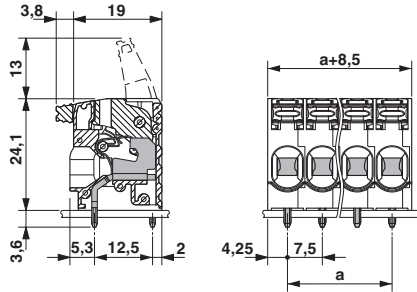


Functional drawing

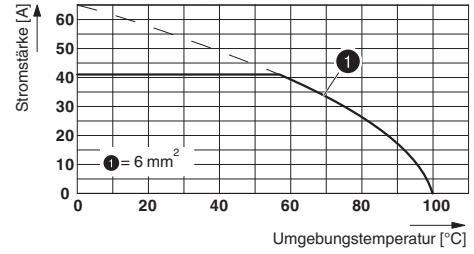


PCB terminal block - PLH 5/ 2-7,5-ZF - 1792106

Dimensioned drawing



Diagram



Type: PLH 5/...-7,5(-ZF)