



Enclosure for command devices, 22 mm, round, Enclosure material metal, Enclosure top part yellow, 1 control point metal, A=EMERGENCY STOP mushroom pushbutton red, 40 mm, rotate-to-unlatch, Control point in center, 2 NC, screw terminal, floor mounting, 1xM20 each on top and bottom

product brand name	SIRIUS ACT
product designation	Enclosures
product type designation	3SU1
equipment of commanding and signaling device	A = EMERGENCY STOP mushroom pushbutton, 40 mm, with positive latching acc. to ISO 13850 and rotate-to-unlatch mechanism
manufacturer's article number	A1 = 3SU1400-2AA10-1CA0, A2 = 3SU1400-2AA10-1CA0 3SU1400-2AA10-1CA0 3SU1400-2AA10-1CA0 A = 3SU1550-0AA10-0AA0 3SU1550-0AA10-0AA0 A = 3SU1050-1HB20-0AA0 3SU1050-1HB20-0AA0 3SU1851-0AA00-0AA2
<ul style="list-style-type: none"> • of supplied contact module • of supplied contact module at the command point A 1 • of supplied contact module at the command point A 2 • of the supplied holder • of the supplied holder at the command point A • of the supplied actuator • of the supplied actuator at the command point A • of supplied empty enclosure 	
Enclosure	
design of the housing	Command point in center
shape of the enclosure front	Square
material of the enclosure	metal
number of command points	1
product component	
<ul style="list-style-type: none"> • EMERGENCY STOP device • protective collar 	Yes No
color of the enclosure top part	yellow
delivery state	
<ul style="list-style-type: none"> • as a kit • pre-wired on strip terminal 	No No
fastening method of the enclosure	Vertical
Actuator	
design of the actuating element	EMERGENCY STOP mushroom pushbutton
suitability for use EMERGENCY OFF switch	Yes
product feature lockout	No
product extension optional light source	No
color of the actuating element	red
material of the actuating element	plastic
shape of the actuating element	round
number of contact modules	2
type of unlocking device	A = rotate-to-unlatch mechanism
Front ring	

product component front ring	No
design of the front ring	Standard
Holder	
material of the holder	Plastic
Display	
number of LED modules	0
General technical data	
product function	
• positive opening	Yes
• EMERGENCY OFF function	Yes
• EMERGENCY STOP function	Yes
protection class IP	IP66, IP67, IP69(IP69K)
degree of protection NEMA rating	1, 2, 3, 3R, 4, 4X, 12, 13
shock resistance	
• according to IEC 60068-2-27	sinusoidal half-wave 15g / 11 ms
vibration resistance	
• according to IEC 60068-2-6	10 ... 500 Hz: 5g
reference code according to IEC 81346-2	S
continuous current of the C characteristic MCB	10 A; for a short-circuit current smaller than 400 A
continuous current of the quick DIAZED fuse link	10 A
continuous current of the DIAZED fuse link gG	10 A
Substance Prohibitance (Date)	10/01/2014
operating voltage	
• at AC	
— at 50 Hz rated value	5 ... 500 V
— at 60 Hz rated value	5 ... 500 V
• at DC rated value	5 ... 500 V
Communication/ Protocol	
design of the interface for communication	without
Auxiliary circuit	
design of the contact of auxiliary contacts	Silver alloy
number of NC contacts for auxiliary contacts	2
number of NO contacts for auxiliary contacts	0
Connections/ Terminals	
type of electrical connection of modules and accessories	Screw-type terminal
type of electrical connection on enclosure	Cable routing above and below, both 1 x M20
tightening torque of the screws in the bracket	1 ... 1.2 N·m
tightening torque of fixing screws in the enclosure cover	1.5 ... 1.7 N·m
tightening torque with screw-type terminals	0.8 ... 0.9 N·m
Ambient conditions	
ambient temperature	
• during operation	-25 ... +70 °C
• during storage	-40 ... +80 °C
environmental category during operation according to IEC 60721	3M6, 3S2, 3B2, 3C3, 3K6 (with relative air humidity of 10 ... 95%, no condensation in operation permitted for all devices behind front panel)
Installation/ mounting/ dimensions	
fastening method of modules and accessories	Floor mounting
height	89.4 mm
width	85 mm
depth	109 mm
shape of the installation opening	round
Accessories	
number of labels	1
marking of the name plate for command devices	A = I
number of inscription plates	0
Certificates/ approvals	
General Product Approval	



[Confirmation](#)



Declaration of Conformity

Test Certificates

Marine / Shipping



EG-Konf.

[Special Test Certificate](#)

[Type Test Certificates/Test Report](#)



ABS



LRS

Marine / Shipping

other



PRS



RINA



RMRS

[Confirmation](#)

[Environmental Confirmations](#)

Further information

Information- and Downloadcenter (Catalogs, Brochures,...)

<https://www.siemens.com/ic10>

Industry Mall (Online ordering system)

<https://mall.industry.siemens.com/mall/en/en/Catalog/product?mlfb=3SU1851-0NB00-2AA2>

Cax online generator

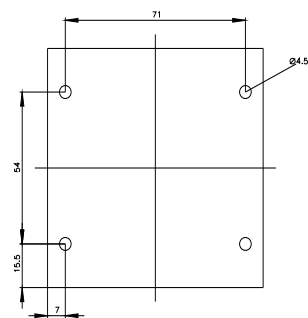
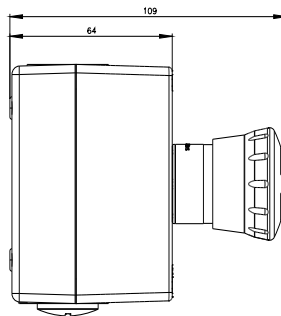
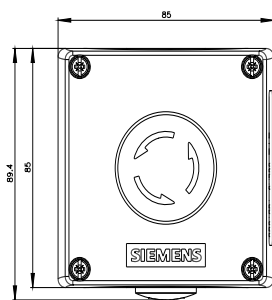
<http://support.automation.siemens.com/WW/CAXorder/default.aspx?lang=en&mlfb=3SU1851-0NB00-2AA2>

Service&Support (Manuals, Certificates, Characteristics, FAQs,...)

<https://support.industry.siemens.com/cs/ww/en/ps/3SU1851-0NB00-2AA2>

Image database (product images, 2D dimension drawings, 3D models, device circuit diagrams, EPLAN macros, ...)

http://www.automation.siemens.com/bilddb/cax_de.aspx?mlfb=3SU1851-0NB00-2AA2&lang=en



last modified:

1/26/2022 