

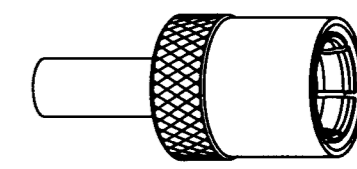
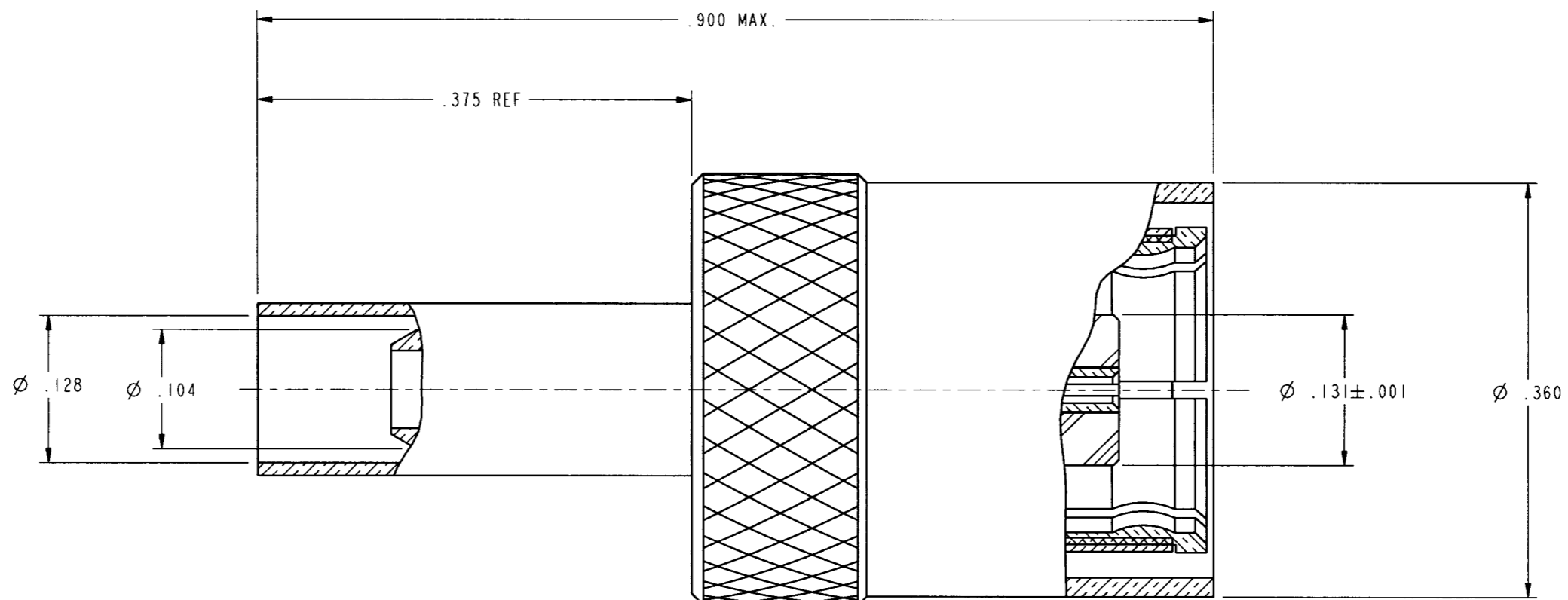
NOTES:

- DO NOT SCALE THIS DRAWING.
- MATERIALS OF CONSTRUCTION:
 BODY & OUTER CONTACT = BRASS, NICKEL PLATED
 FEMALE CONTACT = BERYLLIUM COPPER, GOLD PLATED
 SPRING RING = BERYLLIUM COPPER, NICKEL PLATED
 OUTER FERRULE = SEAMLESS COPPER TUBING, NICKEL PLATED.
- CRIMP USING TOOL 227-944, CRIMP DIE 227-1221-03 CAVITY 'A' (.128 HEX).
- DIMENSION ENCLOSED BY PARENTHESIS ARE REFERENCE.

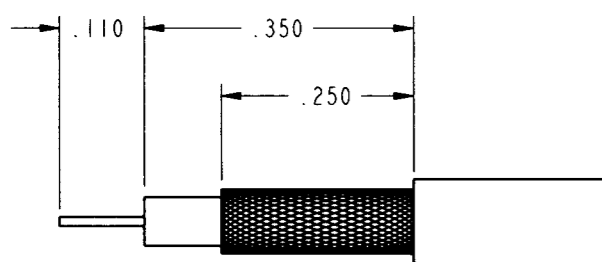
903-502P-71SX

REVISIONS

DRAWING NO.	REV	DESCRIPTION	DATE	ECO	APPR
THIRD ANGLE PROJ.	A	RELEASE TO MFG.	10/25/94	40257	PB/RAV
	D	SEE SHEET 1	7/12/00	43433	CPM



SCALE 2.000



RECOMMENDED CABLE STRIPPING DIMENSIONS
SCALE 4.000

PART NUMBER	PACKAGING
903-502P-71S	SINGLE PACK
903-502P-71SB	BULKPACK (500)

CUSTOMER OUTLINE DRAWING
FOR REFERENCE ONLY

UNLESS OTHERWISE SPECIFIED, DIMENSIONS ARE IN INCHES AND TOLERANCES ARE: 2 PLACE DECIMAL 3 PLACE DECIMAL ANGLES ±.015 (0,381 mm) ±.005 (0,127 mm) ± 1°	MATERIAL	DRAWN C. McGRATH	DATE 28-Jun-00	TITLE 75 OHM SMB PLUG FOR RG-174, 179, 187, 188, 7 316/U CABLES	Amphenol Amphenol Corporation Communication and Network Products Division Danbury, CT U.S.A. 06810		
	NOTICE - These drawings, specifications, or other data (1) are, and remain the property of Amphenol Corp. (2) must be returned upon request; and (3) are confidential and not to be disclosed to any person other than those to whom they are given by Amphenol Corp. The furnishing of these drawings, specifications, or other data by Amphenol Corp., or to any other person to anyone for any purpose is not to be regarded by implication or otherwise in any manner licensing, granting rights or permitting such holder or any other person to manufacture, use or sell any product, process or design, patented or otherwise, that may in any way be related to or disclosed by said drawings, specifications, or other data.	REFERENCE EAR 111-964024-0 & -3 615X-1269-100 GEN# ASSYM7_SMB	ENGINEER P. BRENZEL			DATE 28-Jun-00	SCALE: 8.0:1 SHEET 2 OF 2
		APPROVED 	DATE 7/12/00	CODE ID 74868	DWG SIZE B	DRAWING NO. 903-502P-71SX	REV D
		CAD FILE I:\SMB903-502P-71SX					