


3mm (T1) Package Discrete LED WARM WHITE



3UWC1.030W

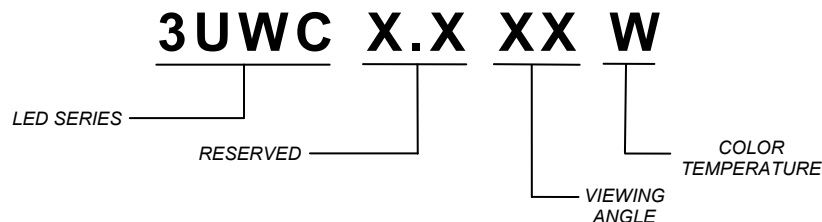
- ◆ Industry Standard 3mm (T1) Package
- ◆ RoHS Compliant
- ◆ Water Clear Lens
- ◆ 3100K Color Temperature
- ◆ Multiple Intensity and Viewing Angle Options
- ◆ Available in Flange and Standard LED Body styles
- ◆ Ideal for Status Indication and Display



Bivar's 3mm T1 Package 3UWC Series LED may be used in almost any application. They are offered in 3100K color temperature and come in multiple intensity, viewing angle, and body styles. Bivar offers a water clear LED lens for maximum light output. The Standard LED is ideal for vertical spacer and holder assemblies.

Part Number	Material	Emitted Color	Color Temperature	Lens Appearance	Viewing Angle
3UWC1.030W	InGaN/Sapphire	WHITE	3100K	Water Clear	30°

Part Number Designation



Bivar reserves the right to make changes at any time without notice.

3mm (T1) Package Discrete LED WARM WHITE



Absolute Maximum Ratings

T_A = 25°C unless otherwise noted

Power Dissipation	120 mW
Forward Current (DC)	30 mA
Peak Forward Current ¹	100mA
Reverse Voltage	5 V
Operating Temperature Range	-25 ~ +80°C
Storage Temperature Range	-30 ~ +80°C
Lead Soldering Temperature (3 mm from the base of the epoxy bulb) ²	260°C

Notes: 1. 10% Duty Cycle, Pulse Width ≤ 0.1 msec. 2. Solder time less than 5 seconds at temperature extreme.

Electrical / Optical Characteristics

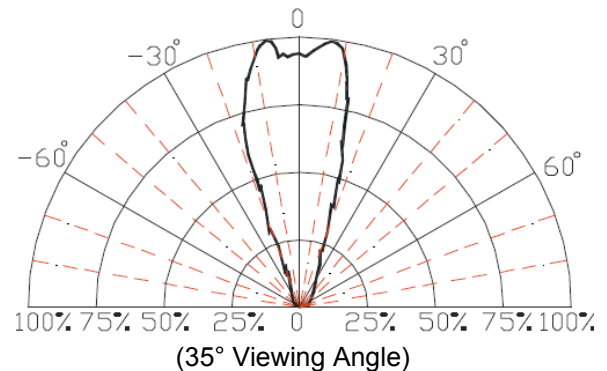
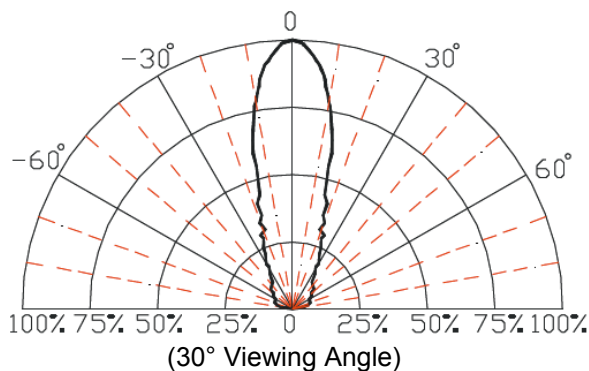
T_A = 25°C & I_F = 20 mA unless otherwise noted

Part Number	Forward Voltage (V) ¹			Recommend Forward Current (mA)			Reverse Current (μA)	CCT (Kelvin)			Luminous Intensity I _v (mcd)			Viewing Angle 2 Θ ½ (deg)
	MIN	TYP	MAX	MIN	TYP	MAX	MAX	MIN	TYP	MAX	MIN	TYP	MAX	TYP
3UWC1.030W	2.7	3.2	3.6	/	20	/	10	/	3100	/	3000	5000	8000	30

Notes: 1. Tolerance of forward voltage : ±0.05V.

Directivity Radiation — Relative Luminous Intensity vs. Radiation Angle

T_a = 25°C unless other noted



Bivar reserves the right to make changes at any time without notice.

3mm (T1) Package Discrete LED WARM WHITE



Typical Electrical / Optical Characteristics

$T_A = 25^\circ\text{C}$ unless otherwise noted

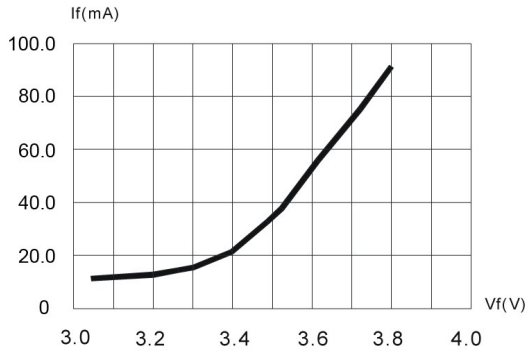


Fig. 1 Forward Current vs. Forward Voltage

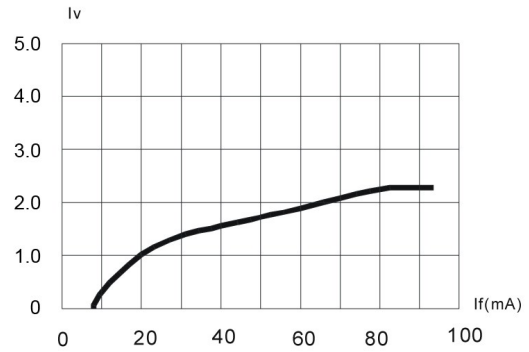


Fig. 2 Relative Luminous Intensity vs. Forward Current

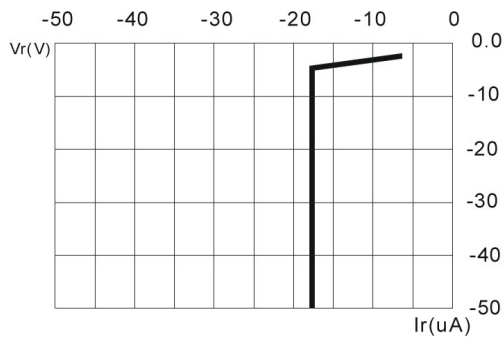


Fig. 3 Reverse Current vs. Reverse Voltage

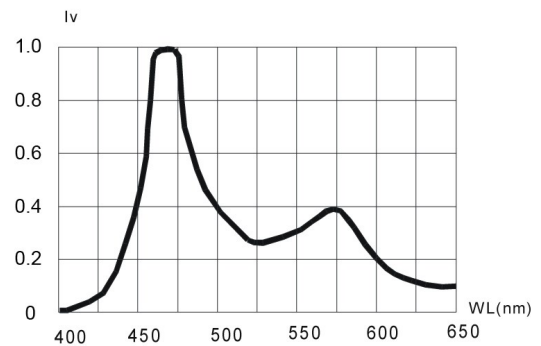


Fig. 4 Relative Luminous Intensity vs. Wavelength

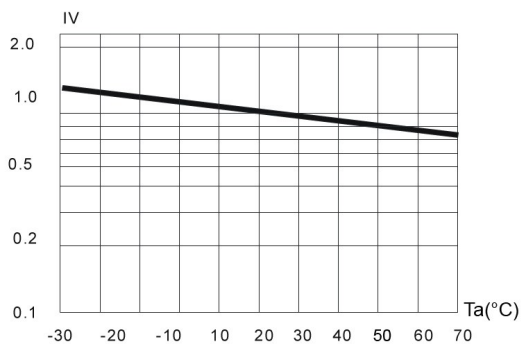


Fig. 5 Relative Luminous Intensity vs. Ambient Temperature

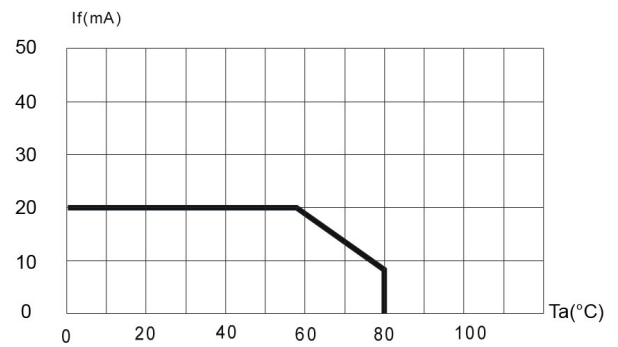


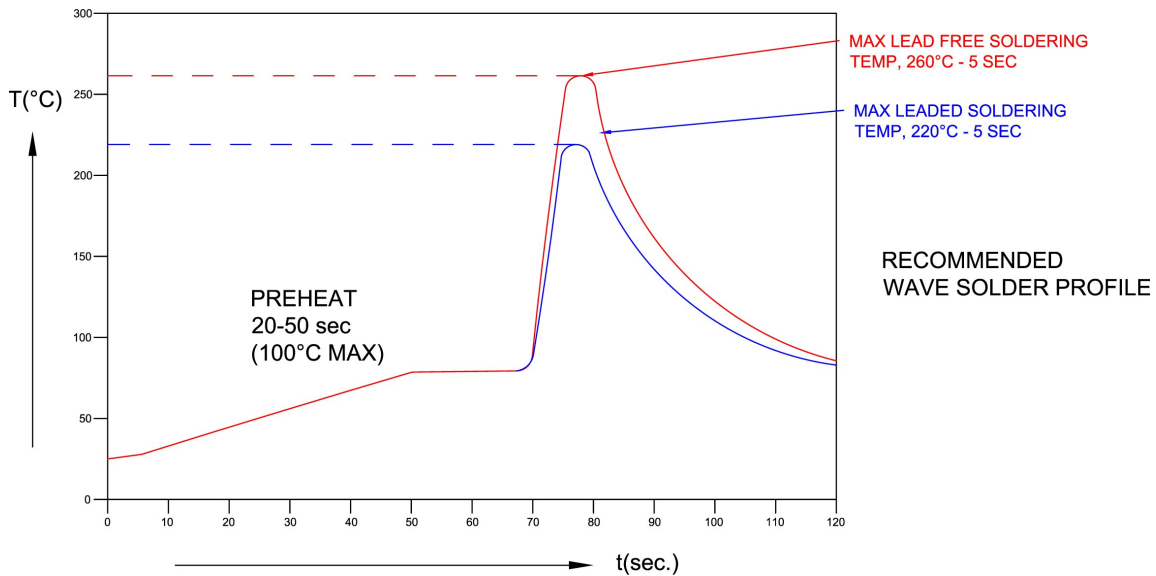
Fig. 6 Maximum Forward Current vs. Ambient Temperature

Bivar reserves the right to make changes at any time without notice.

3mm (T1) Package Discrete LED WARM WHITE

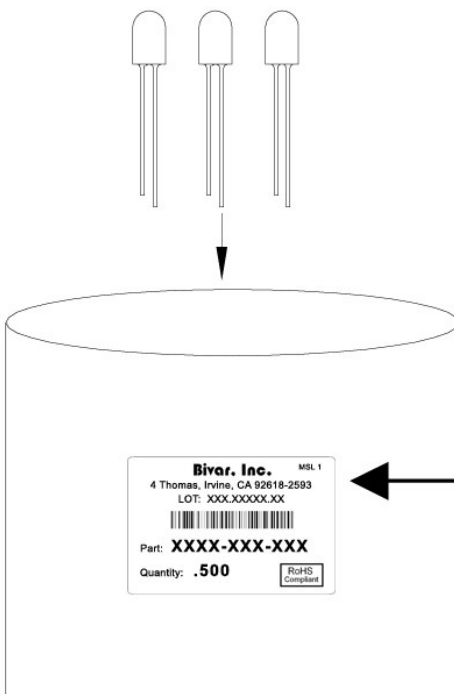


Recommended Soldering Conditions



Recommended Lead Free Wave Soldering Profile	
Preheat Temperature: 100°C Max.	Peak Temperature: 260°C Max.
Preheat Time: 20 ~ 50 Seconds	Solder Time Above 217°C: 5 Seconds Max.
Note: Turn off top heater at preheat to prevent the lamp body directly exposed to the heat source.	

Packaging and Labeling Plan



Bivar, Inc. MSL 1

4 Thomas, Irvine, CA 92618-2593
LOT: XXX.XXXXX.XX



Part: **XXXX-XXX-XXX**

Quantity: **.500**

RoHS Compliant

AntiStatic Poly Bag with Desiccant
(500 pcs Max. per Bag)

Bivar reserves the right to make changes at any time without notice.