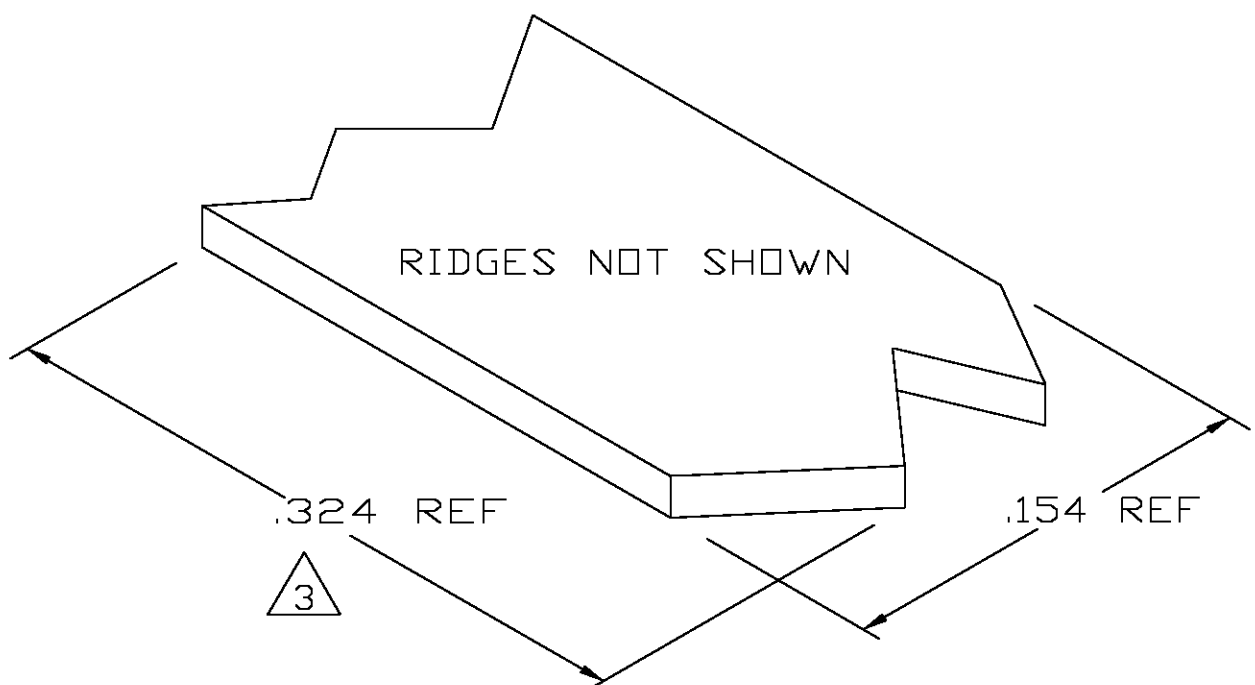
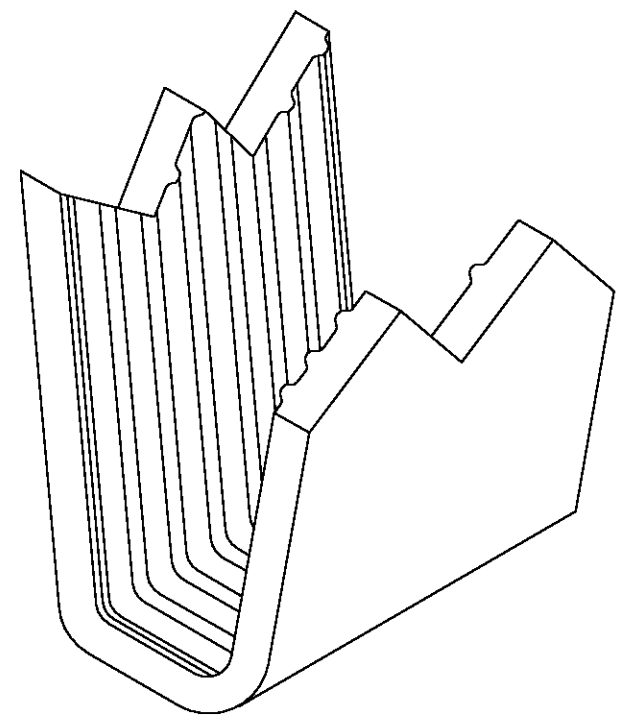
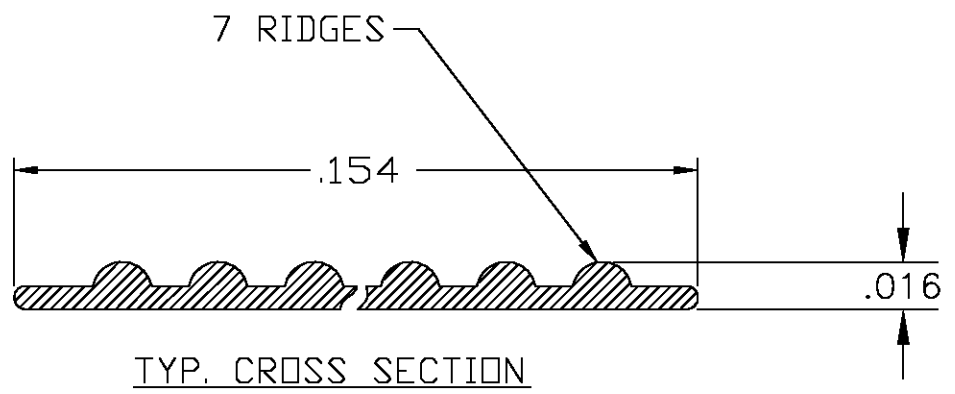


THIS DRAWING IS UNPUBLISHED. RELEASED FOR PUBLICATION
 © COPYRIGHT BY TYCO ELECTRONICS CORPORATION. ALL RIGHTS RESERVED.

LOC	DIST	REVISIONS			
P	LTR	DESCRIPTION	DATE	DWN	APVD
		0	PROPOSED	18DEC03	MF EH



- 1 CRIMPBAND MATERIAL PROVIDED IN CONTINUOUS STRIP.
- 2 REFERENCE DESCRIPTIVE PART NUMBER L061/076D16TB.
- 3 BLANK LENGTH DETERMINED BY 061/076 TOOLSET.
- 4 PRELIMINARY - NOT FOR PRODUCTION.



PARTIAL FORMED VIEW (REF)
FORMED BY APPLICATION TOOLING

4 1601311-1
PART NUMBER

THIS DRAWING IS A CONTROLLED DOCUMENT.		DWN MICHAEL S. FEHER 18DEC2003	Tyco Electronics Corporation Harrisburg, PA 17105-3608	
DIMENSIONS: INCHES		CHK EDWARD HOWARD 18DEC2003	NAME -	
TOLERANCES UNLESS OTHERWISE SPECIFIED:		APVD EDWARD HOWARD 18DEC2003	CRIMPBAND, RTM	
0 PLC ± -		PRODUCT SPEC	-	
1 PLC ± -		APPLICATION SPEC	-	
2 PLC ± -		WEIGHT	-	
3 PLC ± .005		SIZE	CAGE CODE	DRAWING NO
4 PLC ± -		A3	00779	C-1601311
ANGLES ± -		RESTRICTED TO		
FINISH		-		
MATERIAL		CUSTOMER DRAWING		
UNS C26000 BRASS		SCALE 1:1 SHEET 1 OF 1 REV 0		
-		TIN		