

Bus system T-connector - SAC-5P-M12T/2XMIN DN - 1401028


Please be informed that the data shown in this PDF Document is generated from our Online Catalog. Please find the complete data in the user's documentation. Our General Terms of Use for Downloads are valid (<http://phoenixcontact.com/download>)



Bus system T-connector, DeviceNet™, 5-position, unshielded, Plug straight 7/8"-16UNF, on Socket straight M12, A-coded and Plug straight 7/8"-16UNF, Parallel distributor



Key Commercial Data

Packing unit	1 pc
GTIN	 4 046356 542623
GTIN	4046356542623

Technical data

Ambient conditions

Degree of protection	IP65
	IP67
Ambient temperature (operation)	-40 °C ... 75 °C (Plug / socket)

General data

Rated current at 40°C	4 A
Rated voltage	60 V
Number of positions	5
Signal type/category	DeviceNet™
Standards/regulations	M12 connector IEC 61076-2-101
Overvoltage category	II
Degree of pollution	3
Alternative short product description	T distributor
Rated voltage in acc. with IEC 61076-2-101	60 V
Contact material	CuZn
Contact carrier material	PA/TPE-U
Contact surface material	AU

Standards and Regulations

Bus system T-connector - SAC-5P-M12T/2XMIN DN - 1401028

Technical data

Standards and Regulations

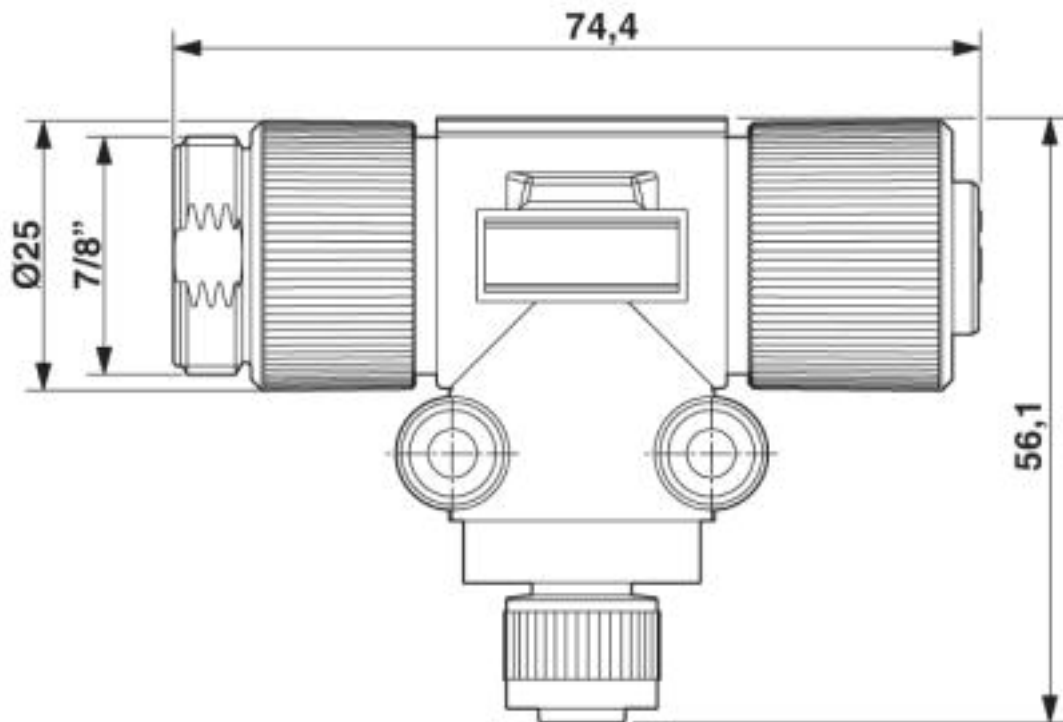
Standard designation	M12 connector
Standards/regulations	IEC 61076-2-101

Environmental Product Compliance

	Lead 7439-92-1
China RoHS	Environmentally Friendly Use Period = 50
	For details about hazardous substances go to tab "Downloads", Category "Manufacturer's declaration"

Drawings

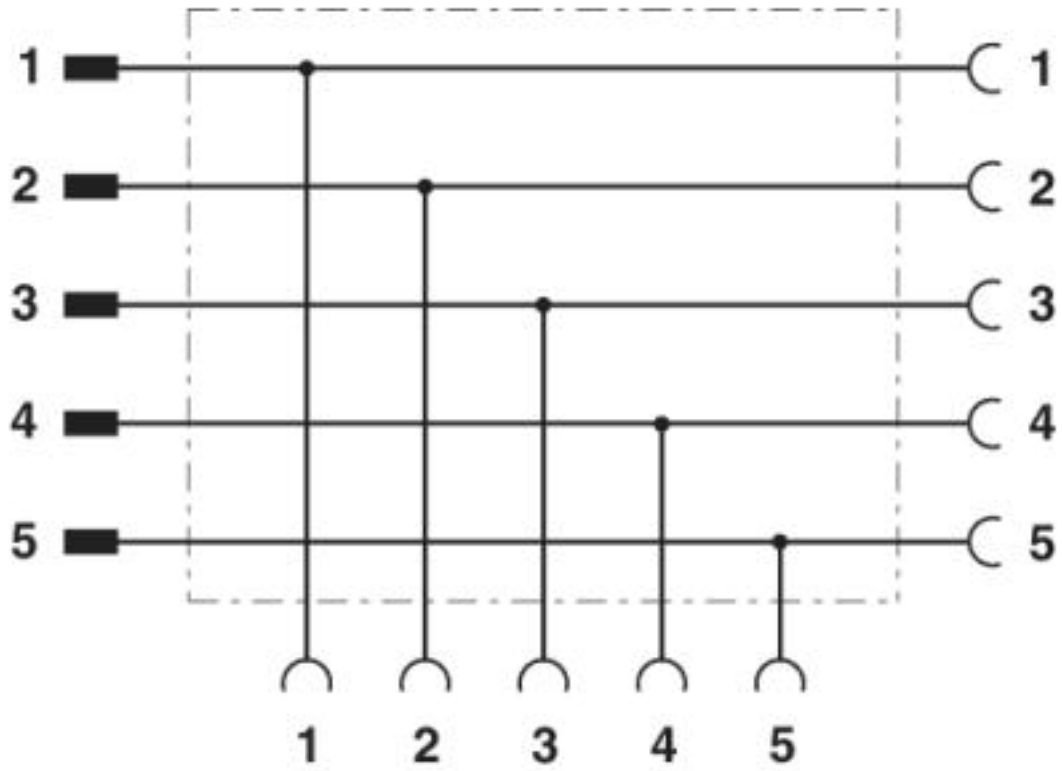
Dimensional drawing



M12 T-distributor on 7/8"

Bus system T-connector - SAC-5P-M12T/2XMIN DN - 1401028

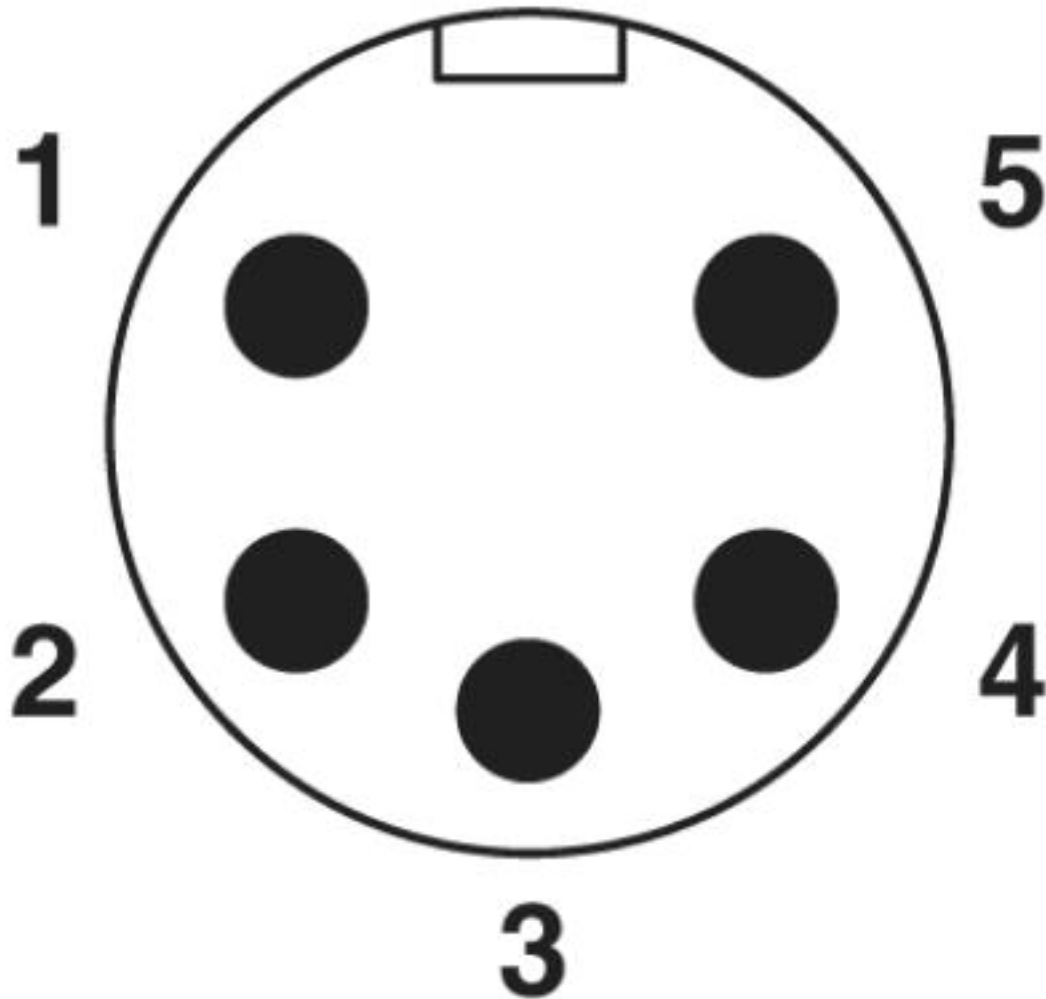
Circuit diagram



Contact assignment of M12 on 7/8" T distributor

Bus system T-connector - SAC-5P-M12T/2XMIN DN - 1401028

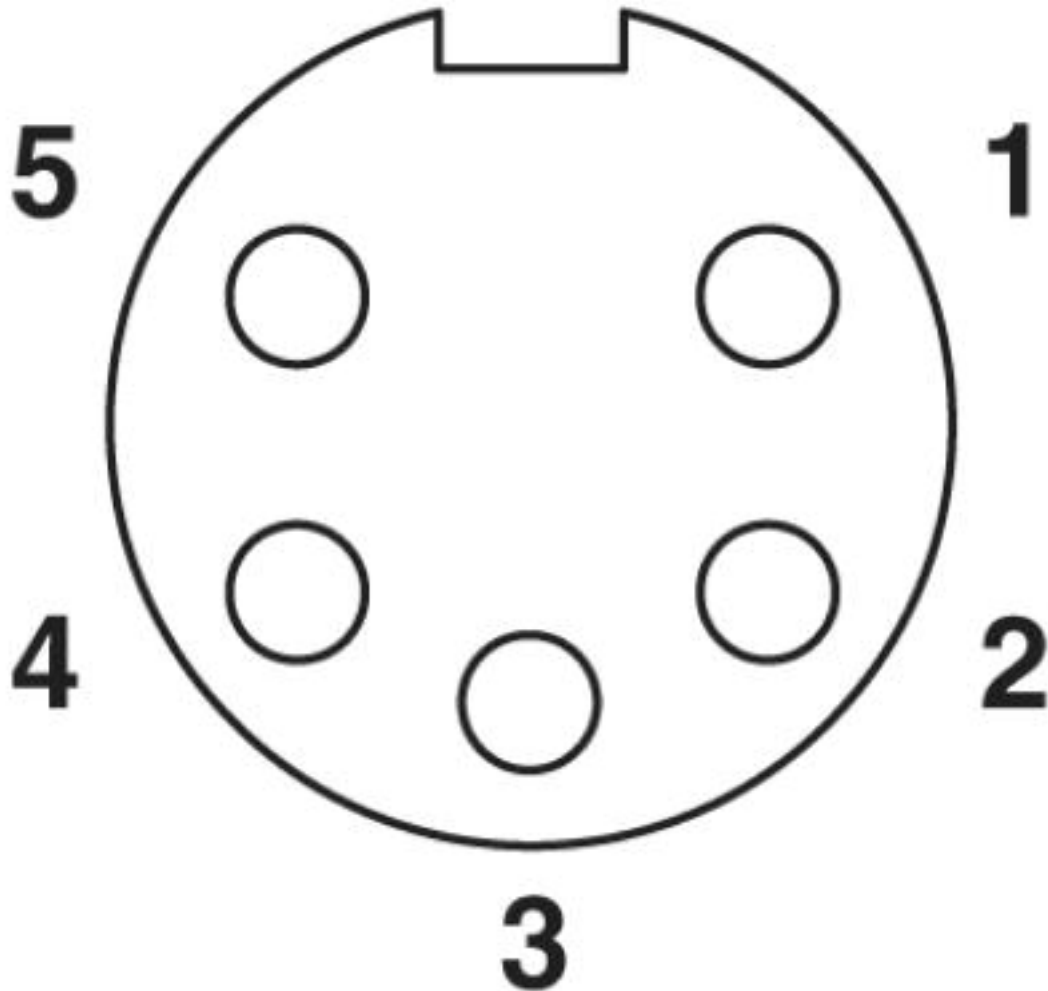
Schematic diagram



Pin assignment, plug, 7/8"-16UNF, 5-pos., view of male side

Bus system T-connector - SAC-5P-M12T/2XMIN DN - 1401028

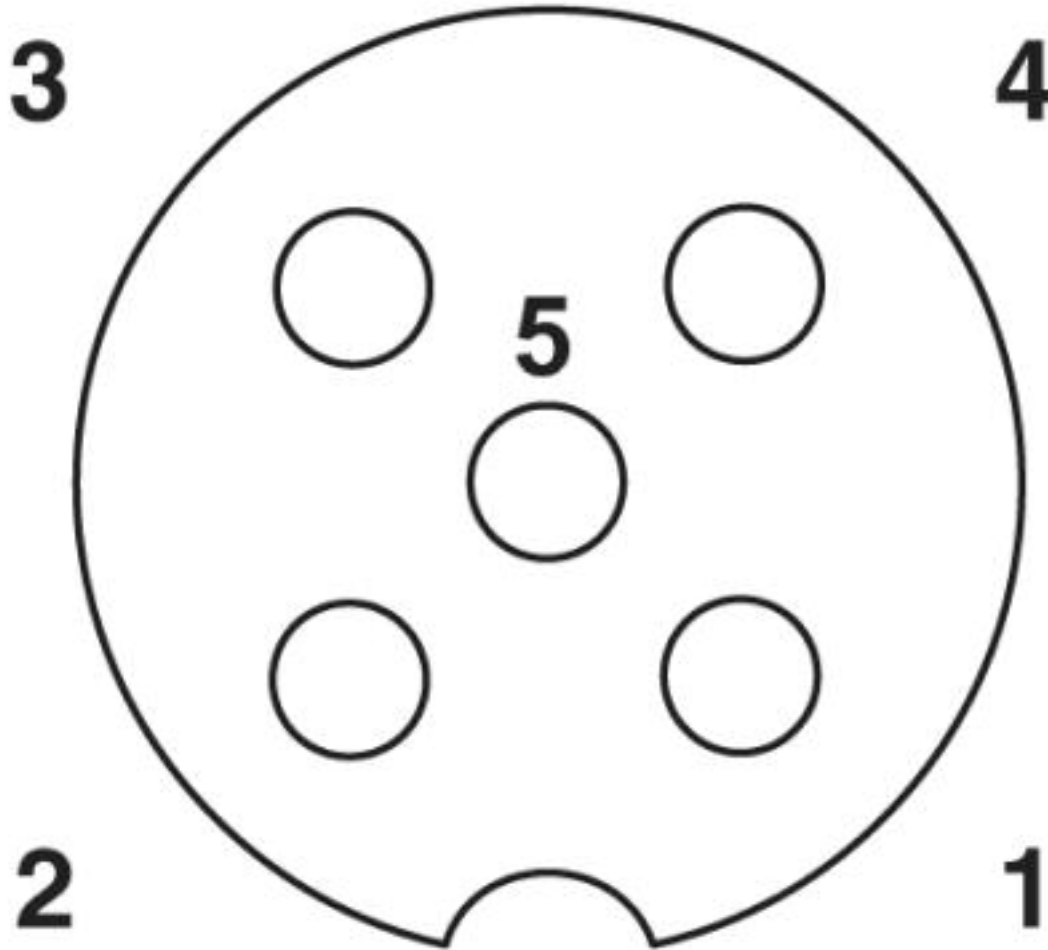
Schematic diagram



Pin assignment, socket, 7/8"-16UNF, 5-pos., view of female side

Bus system T-connector - SAC-5P-M12T/2XMIN DN - 1401028

Schematic diagram



Pin assignment of M12 socket, 5-pos.

Approvals

Approvals

Approvals


UL Listed / cUL Listed / cULus Listed


Ex Approvals

Approval details

Bus system T-connector - SAC-5P-M12T/2XMIN DN - 1401028

Approvals

UL Listed		http://database.ul.com/cgi-bin/XYV/template/LISEXT/1FRAME/index.htm	FILE E 221474
Nominal voltage UN		60 V	
Nominal current IN		4 A	

cUL Listed		http://database.ul.com/cgi-bin/XYV/template/LISEXT/1FRAME/index.htm	FILE E 221474
Nominal voltage UN		60 V	
Nominal current IN		4 A	

cULus Listed			
--------------	--	--	--

Phoenix Contact 2019 © - all rights reserved
<http://www.phoenixcontact.com>

PHOENIX CONTACT GmbH & Co. KG
Flachsmarktstr. 8
32825 Blomberg
Germany
Tel. +49 5235 300
Fax +49 5235 3 41200
<http://www.phoenixcontact.com>