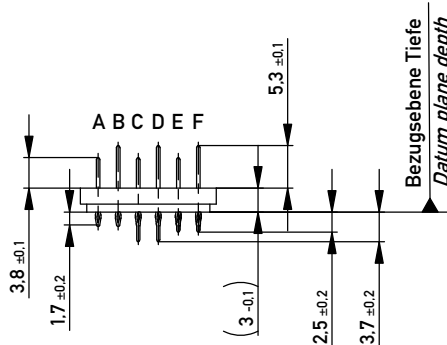
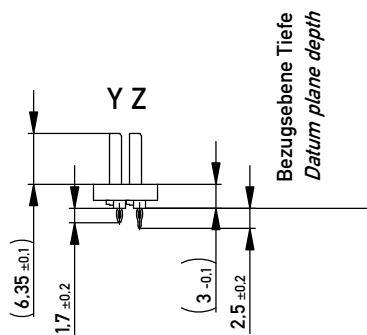


Kontaktversionen, Messerkontakte
Contact Selection Options, Male Contacts



Kontaktversionen, Schirmmesser
Contact Selection Options, Shielding Contacts

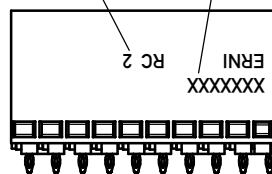


1) $\varnothing 0.6 \pm 0.05$ Durchmesser des metallisierten Loches
 $\varnothing 0.6 \pm 0.05$ Diameter of finished plated-through hole

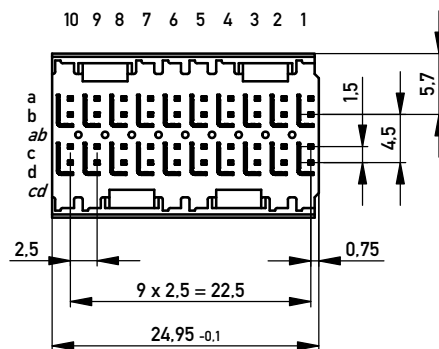
$\varnothing 0.7 \pm 0.02$ Bohrungsdurchmesser des Loches
 $\varnothing 0.7 \pm 0.02$ Diameter of drilled hole

Schichtaufbau im metallisierten Loch siehe Zeichnung 114406
Metal plating of plated-through hole see drawing 114406

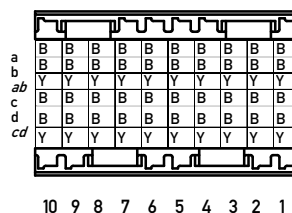
Anforderungsstufe class
Date Code



EN-Zone für durchkontaktierte Löcher $\varnothing 0.6 \pm 0.05$
compliant zone for through hole $\varnothing 0.6 \pm 0.05$

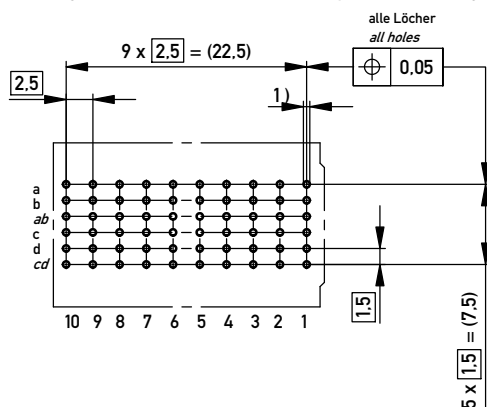


Bestückungsplan - contact layout



Lochbild für Leiterplatte (Bestückungsseite)

Board hole pattern (Component mounting side)



Information: B + Y
siehe Bestückungsplan
see contact layout
Anforderungsstufe 2 / class 2

Information:		Tolerances	Scale 2:1
All rights reserved. Only for Information. To ensure that this is the latest version of this drawing, please contact one of the ERNI companies before using.		 All Dimensions in mm	Designation
Subject to modification without prior notice. Drawing will not be updated.		 www.ERNI.com	ERmetZD Messerleiste 2-10 ERmetZD male connector 2-10
c	21.06.2012		973063
Index	Date		i A3
		Class	ERMZD

Copyright by ERNI GmbH
Proprietary notice pursuant to ISO 16016 to be observed.