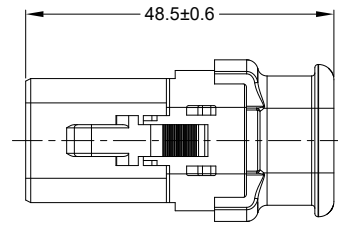
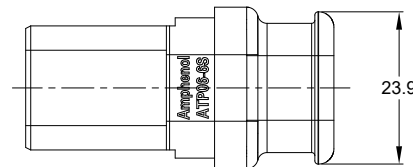
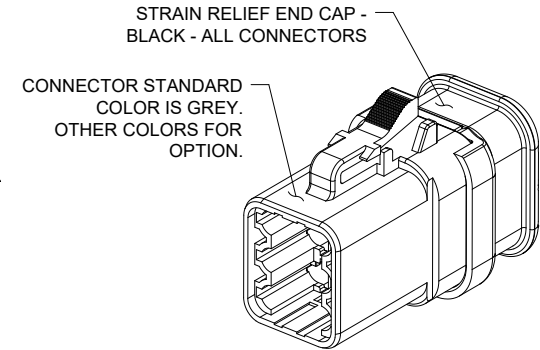
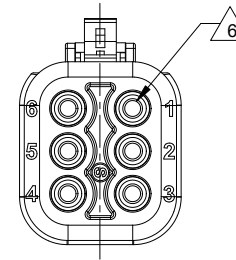
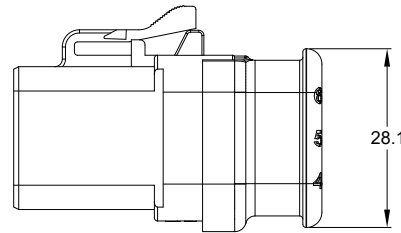
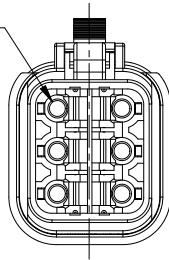


| REVISIONS |     |                 |         |        |       |
|-----------|-----|-----------------|---------|--------|-------|
| REV       | ECO | DESCRIPTION     | DATE    | BY     | APPR  |
| A1        | -   | RELEASE DRAWING | 04JAN21 | SULLEN | TOMMY |
| A2        | -   | UPDATE DRAWING  | 10MAY21 | SULLEN | TOMMY |



REQUIRES CONTACT RETENTION WEDGE AWP-6S



NOTES: UNLESS OTHERWISE SPECIFIED

- MATERIAL:  
HOUSING: THERMOPLASTIC; COLOR: SEE PART NUMBER CHART  
STRAIN RELIEF: THERMOPLASTIC; COLOR: BLACK  
SEAL: SILICONE RUBBER; COLOR: RED FOR STANDARD, YELLOW FOR REDUCED DIA.
- MODIFICATIONS: REDUCED DIAMETER WIRE SEAL (OPT), STRAIN RELIEF END CAP
- SPECIFICATIONS:  
3.1 CURRENT RATING: 25 AMPS  
3.2 OPERATING TEMPERATURE: -55°C TO +125°C  
3.3 DIELECTRIC WITHSTANDING VOLTAGE: LESS THAN 2 MILLIAMPS CURRENT LEAKAGE @ 1500 VOLTS AC.  
3.4 INSULATION RESISTANCE: 1000 MEGOHMS MIN @ 25°C.  
3.5 MOISTURE RESISTANCE: IP68 (1M OF WATER FOR A PERIOD OF 24 HOURS, MATED CONDITION)  
3.6 MATING CYCLE DURABILITY: 100 CYCLES  
3.7 RoHS COMPLIANT
- MATING PART: ATP04-6P\* RECEPTACLE.  
(\* = MODIFICATIONS AND COLORS)
- ALL DIMENSIONS ARE FOR REFERENCE USE ONLY.

△ 6. CONTACT SIZE AND REAR SEAL WIRE RANGE:

STANDARD SEAL:

| CONTACT SIZE | MIN. INSUL O.D.   | MAX. INSUL O.D.   | TYPICAL WIRE RANGE                    |
|--------------|-------------------|-------------------|---------------------------------------|
| 12           | 3.40 mm (.134 in) | 4.95 mm (.195 in) | 10 - 14 AWG (5.0-2.0mm <sup>2</sup> ) |

REDUCED DIAMETER SEAL:

| CONTACT SIZE | MIN. INSUL O.D.   | MAX. INSUL O.D.   | TYPICAL WIRE RANGE                    |
|--------------|-------------------|-------------------|---------------------------------------|
| 12           | 2.46 mm (.097 in) | 4.01 mm (.158 in) | 12 - 14 AWG (3.0-2.0mm <sup>2</sup> ) |

| PART NUMBER CHART |              |               |                     |                |
|-------------------|--------------|---------------|---------------------|----------------|
| PART NUMBER       | SEAL         | HOUSING COLOR | STRAIN RELIEF COLOR | WEIGHT (GRAMS) |
| ATP06-6S-SR01     | STANDARD     | GREY          | BLACK               | 20.5           |
| ATP06-6S-SR01BK   | STANDARD     | BLACK         | BLACK               | 20.5           |
| ATP06-6S-SR02     | REDUCED DIA. | GREY          | BLACK               | 20.5           |
| ATP06-6S-SR02BK   | REDUCED DIA. | BLACK         | BLACK               | 20.5           |





| ATP06-6S-SR0X   |             | DESCRIPTION   |      | ITEM          |
|---|-------------|---|------|---------------|
| QUANTITY  | PART NUMBER | MATERIALS LIST  |      |               |
| <p>UNLESS OTHERWISE SPECIFIED</p> <p>1) All dimensions are in metric(mm).</p> <p>2) Tolerances are as follows:<br/>1 PL DEC ±0.30<br/>2 PL DEC ±0.15<br/>3 PL DEC ±0.08</p> <p>3) Note reference = △</p>  |             |   |      |               |
| SIGNATURES  |             | DATE  |      |               |
| DRAWN: SULLEN.ZHANG   |             | 10MAY21   |      |               |
| CHECKED: ORION.LI   |             | 11MAY21   |      |               |
| ENGINEER:   |             |   |      |               |
| APPROVAL: TOMMY.XIE   |             | 12MAY21   |      |               |
| CUSTOMER:   |             |   |      |               |
| <p>THIS DRAWING IS SUPPLIED FOR INFORMATION ONLY. DESIGN FEATURES, SPECIFICATIONS AND PERFORMANCE DATA SHOWN HEREON ARE THE PROPERTY OF THE AMPHENOL CORPORATION. NO RIGHTS OF REPRODUCTION ARE IMPLIED. ALL DIMENSIONS ARE SUBJECT TO NORMAL MANUFACTURING VARIATIONS.</p> |             |   |      |               |
| MATERIAL SPECIFICATIONS:  |             | <p>Sine Systems - www.amphenol-sine.com<br/>44724 Morley Drive<br/>Clinton Township, MI 48036</p> |      |               |
| PROCESS SPECIFICATIONS:   |             | <p>6 POS, PLUG, SOCKET, ATP SERIES, STRAIN RELIEF END CAP</p>                                     |      |               |
| NEXT ASSY:  |             | SIZE  | TYPE | DWG NO.       |
|   |             | B C-  |      | ATP06-6S-SR0X |
|   |             | SCALE   | NONE | REVISION A2   |
|   |             |   |      | SHEET 1 OF 1  |

TITLE: 6 POS, PLUG, SOCKET, ATP SERIES, STRAIN RELIEF END CAP  
DWG NO: ATP06-6S-SR0X  
REV: A2  
SH: 1  
OF: 1

# ATP Series™ - Contact Size 12 Options

| Machined Contacts, Sockets & Pins |  |      |       |          |
|-----------------------------------|--|------|-------|----------|
| Part Number                       | Description                            | Size | AWG   | Type     |
| AT60-204-12141-10                 | Male Contact - Pin, Nickel-plated      | 12   | 10-12 | Machined |
| AT62-203-12141-10                 | Female Contact - Socket, Nickel-plated | 12   | 10-12 | Machined |
| AT60-220-1231                     | Male Contact - Pin, Gold-plated        | 12   | 12-14 | Machined |
| AT62-210-1231                     | Female Contact - Socket, Gold-plated   | 12   | 12-14 | Machined |
| AT60-204-12141                    | Male Contact - Pin, Nickel-plated      | 12   | 12-14 | Machined |
| AT62-203-12141                    | Female Contact - Socket, Nickel-plated | 12   | 12-14 | Machined |

| DiagnosticGrade™ Machined Contacts, Sockets & Pins   |  |      |     |          |
|--|--|------|-----|----------|
| • Smaller AWG for Diagnostic Applications • Gold-plated • Increased Mating Cycles • Cost-effective |  |      |     |          |
| Part Number  | Description  | Size | AWG | Type     |
| 65-54749   | Male Contact - DiagnosticGrade™, Pin, Gold-plated      | 12   | 20  | Machined |
| AT62-210-1231-1820   | Female Contact - DiagnosticGrade™, Socket, Gold-plated | 12   | 20  | Machined |

| Tooling - Machined Contacts  |             |   |
|--|-------------|---|
| Part   | Part Number | Description   |
|   | CA-5D12     | Universal Hand Crimp Tool, Size 12/16/20 (Machined contacts only)                           |
|   | CA-5E12     | Pneumatic Crimp Tool, Size 12/16/20 (Machined contacts only)                                |
|   | M300-25A    | Hand Crimp Tool used with Crimp Locator MFX-3966, Size 12, 10AWG (Machined contacts only)   |
|  | MFX-3966    | Contact Locator used with Hand Crimp Tool M300-25A, Size 12, 10AWG (Machined contacts only) |

| Contact Removal Tools   |               |   |
|---|---------------|---|
| Part  | Part Number   | Description   |
|  | ATRT-100      | Used for removal of contacts for A Series™ products |
|  | AT11-337-1205 | Contact Removal Tool, Plastic, Size 12              |
|  | A114017       | Sealing Plug, Size 12, White                        |

| Stamped & Formed Contacts, Sockets & Pins |  |      |       |                  |
|---|--|------|-------|------------------|
| Part Number                               | Description                            | Size | AWG   | Type             |
| AT60-12-0244                              | Male Contact - Pin, Gold-plated        | 12   | 10-12 | Stamped & Formed |
| AT62-12-0244                              | Female Contact - Socket, Gold-plated   | 12   | 10-12 | Stamped & Formed |
| AT60-12-0222                              | Male Contact - Pin, Nickel-plated      | 12   | 10-12 | Stamped & Formed |
| AT62-12-0222                              | Female Contact - Socket, Nickel-plated | 12   | 10-12 | Stamped & Formed |
| AT60-12-0144                              | Male Contact - Pin, Gold-plated        | 12   | 12-14 | Stamped & Formed |
| AT62-12-0144                              | Female Contact - Socket, Gold-plated   | 12   | 12-14 | Stamped & Formed |
| AT60-12-0166                              | Male Contact - Pin, Nickel-plated      | 12   | 12-14 | Stamped & Formed |
| AT62-12-0166                              | Female Contact - Socket, Nickel-plated | 12   | 12-14 | Stamped & Formed |

| Tooling - Stamped & Formed Contacts   |             |   |
|---|-------------|---|
| Part  | Part Number | Description   |
|  | MFX-3973    | Crimp Die - Size 12 (S&F contacts only)                       |
|   | MFX-3985    | Crimp Die - Size 12 (S&F contacts only) 10-12AWG -02XX Series |
|  | ATT-12-00   | Hand Crimp Tool - Size 12, 12AWG (S&F contacts only)          |
|   | ATT-12-01   | Hand Crimp Tool - Size 12, 10AWG (S&F contacts only)          |