

SLP020-12U

High Efficiency Multicrystalline PV Module

Electrical Characteristics	SLP020-12U
Product code	020011201
Maximum power (Pmax)	20W
Voltage at Pmax (Vmp)	17.2V
Current at Pmax (Imp)	1.16A
Open-circuit voltage (Voc)	21.6V
Short-circuit current (Isc)	1.31A
Temperature coefficient of Voc	-(80±10)mV/°C
Temperature coefficient of Isc	(0.065±0.015)%/°C
Temperature coefficient of power	-(0.5±0.05)%/°C
NOCT (Air 20°C; Sun 0.8kW/m² wind 1m/s)	47±2°C
Operating temperature	-40°C to 85°C
Maximum system voltage	1000V DC
Power tolerance	± 5%

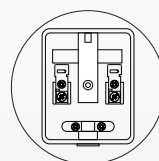
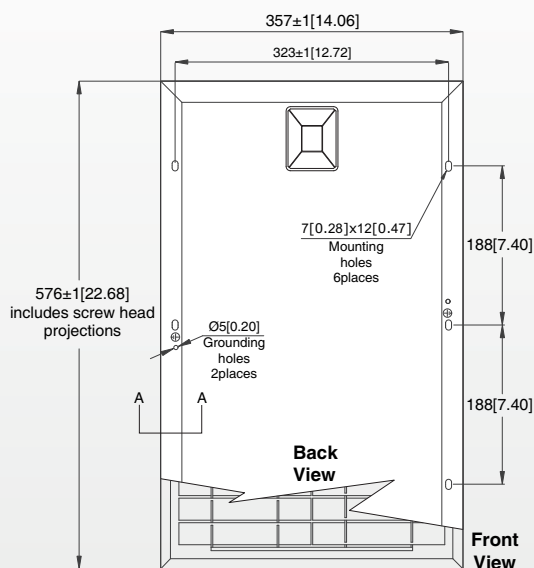
*STC: Irradiance 1000W/m², AM1.5 spectrum, module temperature 25°C

*NOCT: Nominal operating cell temperature (the data is only for reference)

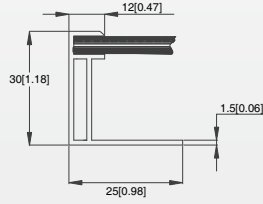


Module Diagram

Dimensions in brackets are in inches.
Un-bracketed dimensions are in millimeters.
Unit: mm[in.]



Junction Box
Top View(Lid Open)

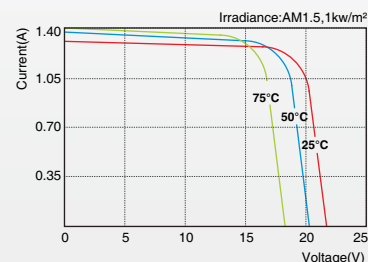


Section A-A

Features

- Nominal 12V DC for standard output.
- Heavy-duty anodized frames.
- High transparent low-iron, tempered glass.
- Rugged design to withstand high wind pressure, hail and snow load.
- Aesthetic appearance.

Characteristics



SLP020-12U I-V Curves

Specifications	SLP020-12U
Cells	Polycrystalline silicon solar cell
No. of cells and connections	36(2X18)
Module dimension	576mm[22.68in.]x357mm[14.06in.]x30mm[1.18in.]
Weight	2.8kg[6.17lbs]
Packing information(Carton)	605mm[23.81in.]x215mm[8.46in.]x390mm[15.35in.]/(5pcs/ctn)

*Limited warranty: 2-year limited warranty of materials and workmanship; 10-year limited warranty of 90% power output; 25-year limited warranty of 80% power output. For detail, please contact us.

*Specifications are subject to change without notice at any time.

Side of Pole/Wall Mount Bracket

(For use with Solarland SLP010 – SLP025 Panels)

SLB-0120 Aluminum Finish

The Solarland® SLB-0120 Aluminum Finish has been specifically designed to be used with the Solarland® SLP Series panels ranging in size from 10W – 25W. This simple fixed bracket provides a safe and secure mount to a pole, wall, fence or any flat surface.

Specifications

Mounting Type	Side of Pole/Wall Mount
Module Type	Specifically designed to work with Solarland SLP series panels, but can be adapted for use with other panels
Number of Modules	Mounts 1 Panel
Setting Angle	Fixed
Wind Load	100km/Hr
Snow Loading	1.1kN/m ²
Warranty	5 Years

Components and Parts

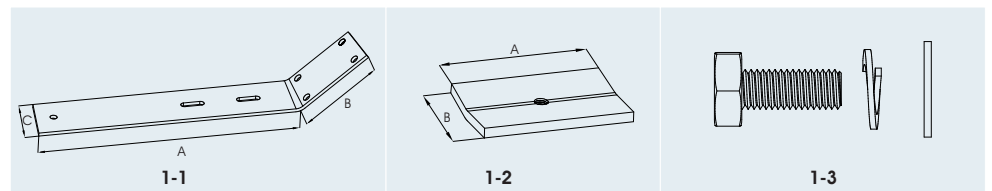
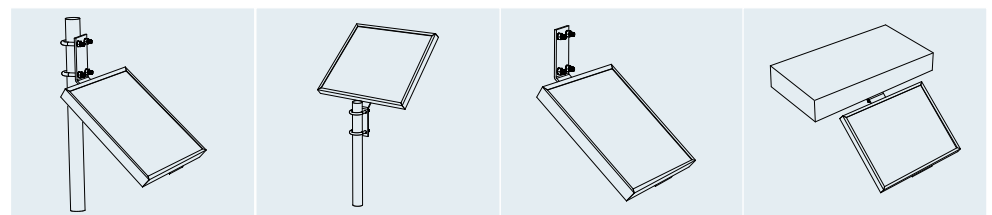


Diagram	Component	Material	Surface Treatment	Quantity	Dimensions
1-1	Fixed Bracket	5052Al	N/A	1	A=385mm[15.16in.], B=123mm[4.84in.], C=77mm[3.03in.]
1-2	Clamp	5052Al	N/A	2	A=77mm[3.03in.], B=50mm[1.97in.]
1-3	Module Bolt	AISI304	N/A	2	M6X16[0.63in.]

*Note: U-Bolt is NOT provided with the kit!

Mounting Diagram



Side of Pole/Wall Mount Bracket

(For use with Solarland SLP010 – SLP025 Panels)

SLB-0120 Aluminum Finish

info@solarland.com
www.solarland.com

