


Features

- Horizontal mount.
- Flat wire winding on closed magnetic path core.
- Smaller winding form factor.
- Flat wire dramatically reduces parasitic capacitance.
- High inductance in both common mode and normal mode.
- High magnetic saturation characteristics.
- High attenuation to the normal mode noise.
- Automatic winding for improved reliability.

Electrical

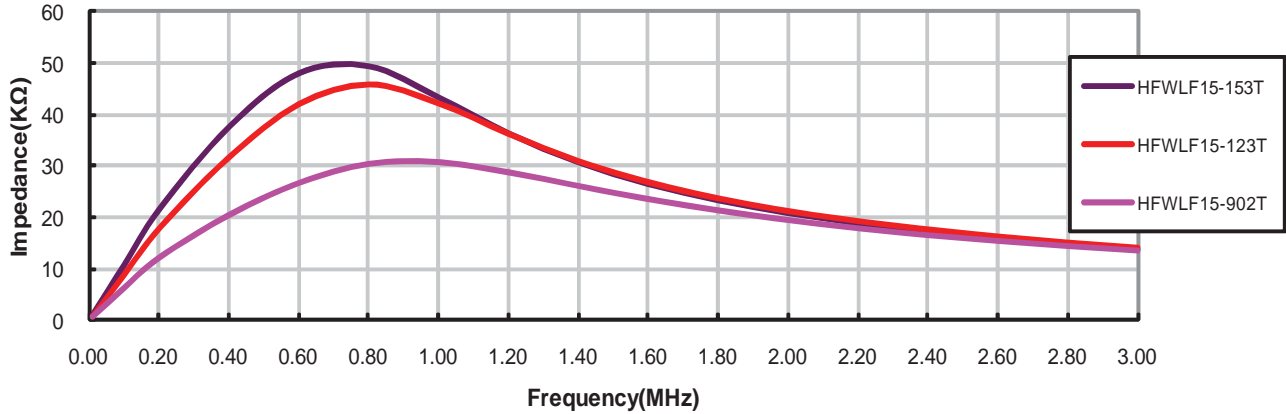
- Rated Voltage: AC/DC 250V
- Inductance range: 5.5~30.0mH ±30%
Test Condition: 10KHz 0.3V
- Operating Temperature Range: -25°C to +120°C
- Withstanding Voltage: 2.0KVAC 60SEC.
(Winding to Winding)
- Rated current range: 1.0~5.0A

Part No	L(mH) ±30% @10KHz	IDC (A)	Dim A Max mm	Dim B Max mm	Dim C Max mm	Dim D1 ±0.5 mm	Dim D2 ±0.5 mm	Dim E ±0.5 mm	Dim F ±0.1 mm
HFWLF15-153T	15.0	1.0							
HFWLF15-123T	12.5	1.0	20.5	16.5	14.0	9.0	12.9	17.0	0.7
HFWLF15-902T	9.0	1.5							
HFWLF19-283T	28.0	1.0							
HFWLF19-223T	22.5	1.5							
HFWLF19-143T	14.0	2.0	23.5	21.5	14.0	15.5		17.0	0.7
HFWLF19-952T	9.5	3.0							
HFWLF19-702T	7.0	3.5							
HFWLF24-303T	30.0	2.0							
HFWLF24-203T	20.5	3.0							
HFWLF24-153T	15.0	3.5	23.0	25.5	14.0	21.5		17.0	0.7
HFWLF24-552T	5.5	5.0							

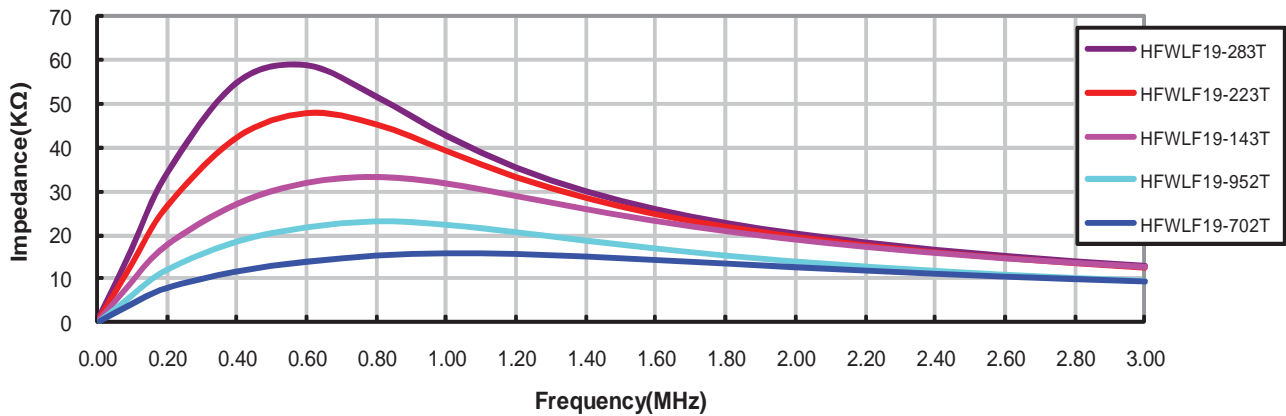


Impedance Characteristics

• HFWLF15 Series



• HFWLF19 Series



• HFWLF24 Series

