

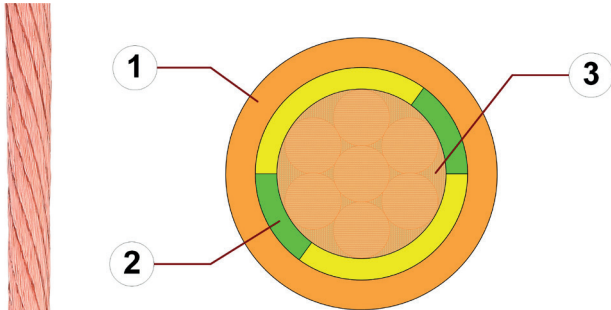
Data sheet

chainflex® CF885.PE



PVC-Spindle cable/Single core (Class 3.1.1.1)

- For flexing applications ● PVC outer jacket ● Flame retardant







1. Outer jacket: Pressure extruded PVC mixture
2. core insulation: Mechanically high-quality PVC mixture
3. Conductor: Conductor consisting of bare copper wires

Example image

For detailed overview please see design table

Cable structure

	Conductor	Conductor consisting of bare copper wires (according to DIN EN 60228).
	Core insulation	Mechanically high-quality PVC mixture.
	Core identification	Green-yellow
	Outer jacket	Low-adhesion PVC mixture, adapted to suit the requirements in e-chains®. Colour: Pastel orange (similar to RAL 2003) Printing: black

„00000 m** igus chainflex M CF885.PE.---① ---② 600/1000V E310776

ся Uus AWM Style 10107 VW-1 AWM I/II A/B 80°C 600V FT1 EAC/CTP

CE RoHS-II conform www.igus.eu +++ chainflex cable works +++

** Length printing: Not calibrated. Only intended as an orientation aid.

① / ② Cable identification according to Part No.(see technical table).

Bsp.: ... chainflex ... CF885.PE.25.01 ... 1G2.5 ... 600/1000V ...



Example image



Data sheet

chainflex® CF885.PE



PVC-Spindle cable/Single core (Class 3.1.1.1)

● For flexing applications ● PVC outer jacket ● Flame retardant

Guaranteed service life according to guarantee conditions

	1 million	3 million	5 million
Temperature, from/to [°C]	R min. [factor x d]	R min. [factor x d]	R min. [factor x d]
+5/+15	17.5	18.5	19.5
+15/+60	15	16	17
+60/+70	17.5	18.5	19.5

Minimum guaranteed service life of the cable under the specified conditions.
The installation of the cable is recommended within the middle temperature range.



igus 36-month chainflex cable guarantee and service life calculator based on 2 billion test cycles per year

Electrical information

- Nominal voltage** 600/1000 V (following DIN VDE 0298-3)
600 V (following UL)
- Testing voltage** 4000 V (following DIN EN 50395)

Properties and approvals

- Flame retardant** According to IEC 60332-1-2, FT1, VW-1
- Silicone-free** Free from silicone which can affect paint adhesion (following PV 3.10.7 – status 1992)
- UL verified** Certificate No. B129699: „igus 36-month chainflex cable guarantee and service life calculator based on 2 billion test cycles per year“
- UL/CSA AWM** See table UL/CSA AWM for details
- NFPA** Following NFPA 79-2018, chapter 12.9
- EAC** Certificate No. RU C-DE.ME77.B.00302/19 (TR ZU)
- REACH** In accordance with regulation (EC) No. 1907/2006 (REACH)
- Lead-free** Following 2011/65/EC (RoHS-II/RoHS-III)
- CE** Following 2014/35/EU



Example image



Data sheet

chainflex® CF885.PE



PVC-Spindle cable/Single core (Class 3.1.1.1)

- For flexing applications
- PVC outer jacket
- Flame retardant

Properties and approvals

UL/CSA AWM Details

Conductor nominal cross section [mm ²]	Number of cores	UL style core insulation	UL style outer jacket	UL Voltage Rating [V]	UL Temperature Rating [°C]
2.5	1	10107	-	600	80
4	1	10107	-	600	80
6	1	10107	-	600	80
10	1	10107	-	600	80
16	1	10107	-	600	80
25	1	10107	-	600	80

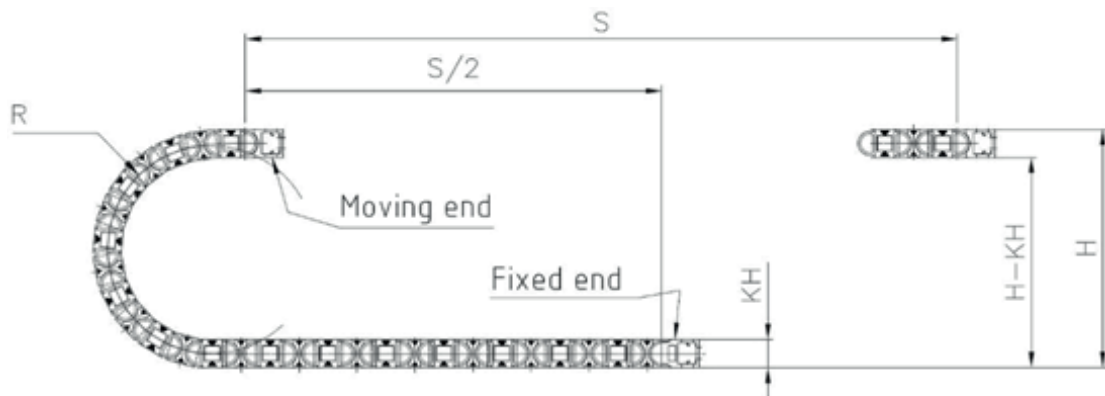


igus 36-month chainflex cable guarantee and service life calculator based on 2 billion test cycles per year



Typical lab test setup for this cable series

- Test travel S approx. 1 - 15 m
- Test duration minimum 2 - 4 million double strokes
- Test speed approx. 0.5 - 2 m / s
- Test acceleration approx. 0.5 - 1.5 m / s²



Typical application areas

- For flexing applications, Class 3
- Especially for unsupported travels, Class 1
- Without influence of oil, Class 1
- No torsion, Class 1
- Preferably indoor applications
- Wood/stone processing, Packaging industry, supply systems, Handling, adjusting equipment

Example image



Data sheet






chainflex® CF885.PE



PVC-Spindle cable/Single core (Class 3.1.1.1)

● For flexing applications ● PVC outer jacket ● Flame retardant

Dynamic information

	Bend radius	e-chain® linear flexible fixed	minimum 15 x d minimum 12 x d minimum 8 x d
	Temperature	e-chain® linear flexible fixed	+5 °C up to +70 °C -5 °C up to +70 °C (following DIN EN 60811-504) -15 °C up to +70 °C (following DIN EN 50305)
	v max.	unsupported	3 m/s
	a max.		20 m/s ²
	Travel distance		Unsupported travel distances up to 10 m, Class 1

These values are based on specific applications or tests. They do not represent the limit of what is technically feasible.

Technical tables:

Mechanical information


Part No.	Number of cores and conductor nominal cross section [mm ²]	Outer diameter (d) max. [mm]	Copper index [kg/km]	Weight [kg/km]
CF885.PE.25.01	1G2.5	6.5	25	59
CF885.PE.40.01	1G4.0	7.5	61	83
CF885.PE.60.01	1G6.0	8.0	61	100
CF885.PE.100.01	1G10	9.5	100	155
CF885.PE.160.01	1G16	11.0	159	226
CF885.PE.250.01	1G25	12.5	248	342

Note: The given outer diameters are maximum values and may tend toward lower tolerance limits.
G = with green-yellow earth core x = without earth core

Electrical information

Conductor nominal cross section [mm ²]	Maximum conductor resistance at 20 °C (following DIN EN 50289-1-2) [Ω/km]	Max. current rating at 30 °C [A]
2.5	7.98	30
4	4.95	41
6	3.3	53
10	1.91	74
16	1.21	99
25	0.78	131

The final maximum current rating depends among other things on the ambient conditions, the type of the installation and the number of loaded cores.



Example image

