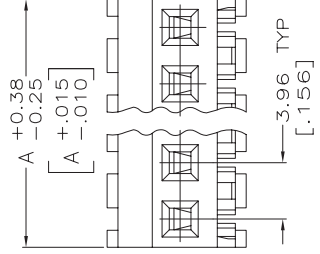
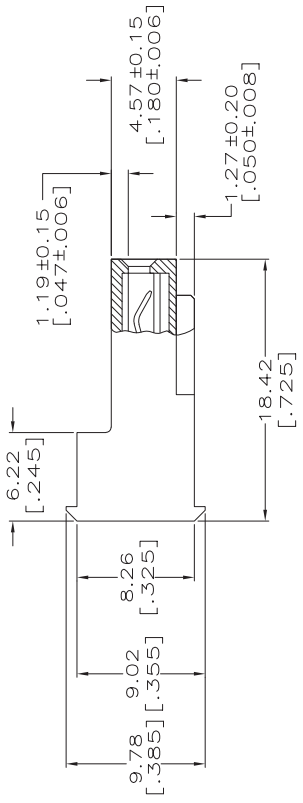
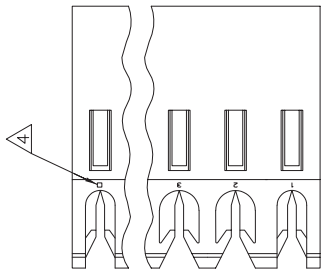


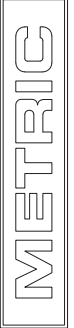
THIS DRAWING IS UNPUBLISHED.  
 © COPYRIGHT BY TYCO ELECTRONICS CORPORATION. ALL RIGHTS RESERVED.



**MATERIAL:**  
 CONNECTOR - NYLON UL94V-2 (ORANGE).  
 CONTACTS - 0.30[.012] THICK COPPER ALLOY.  
 PLATING - 0.00038[.000015] GOLD IN CONTACT AREA.  
 0.00203[.000080] MIN THICKNESS BRIGHT TIN LEAD IN  
 SLOT AREA FOR 641173-2 THRU 2-641173-4 OR  
 MATTE WHISKER MITIGATED TIN IN SLOT AREA FOR  
 3-641173-2 THRU 5-641173-4 OVER NICKEL  
 UNDERPLATE.

2. CONTACTS ACCEPT 18 AWG WIRE WITH 2.41[.095] MAX INSULATION DIAMETER.
3. CONTACTS MUST ACCEPT 1.14±0.03[.045±.001] SQUARE POST AND REMAIN LOCKED IN POSITION.
4. IDENTIFICATION NUMBER FOR LAST CIRCUIT MAY NOT APPEAR ON ALL ASSEMBLIES.
5. DIMENSIONS IN BRACKETS ARE IN INCHES.
6. HOUSING FEATURES ARE: FEED-THRU WITHOUT LOCKING RAMP.

NOTE DELETED.  
 NOTE DELETED.



LOC CM O  
 DIST O

REVISONS  
 DESCRIPTION  
 ECO-07-012878

DATE 20JUN07  
 DWN APD KW DB

95.10	3.744	24	5-641173-4
91.14	3.588	23	5-641173-3
87.17	3.432	22	5-641173-2
83.21	3.276	21	5-641173-1
79.25	3.120	20	5-641173-0
75.29	2.964	19	4-641173-9
71.32	2.808	18	4-641173-8
67.36	2.652	17	4-641173-7
63.40	2.496	16	4-641173-6
59.44	2.340	15	4-641173-5
55.47	2.184	14	4-641173-4
51.51	2.028	13	4-641173-3
47.55	1.872	12	4-641173-2
43.59	1.716	11	4-641173-1
39.62	1.560	10	4-641173-0
35.66	1.404	9	3-641173-9
31.70	1.248	8	3-641173-8
27.74	1.092	7	3-641173-7
23.77	0.936	6	3-641173-6
19.81	0.780	5	3-641173-5
15.85	0.624	4	3-641173-4
11.89	0.468	3	3-641173-3
7.92	0.312	2	3-641173-2
95.10	3.744	24	2-641173-4
91.14	3.588	23	2-641173-3
87.17	3.432	22	2-641173-2
83.21	3.276	21	2-641173-1
79.25	3.120	20	2-641173-0
75.29	2.964	19	1-641173-9
71.32	2.808	18	1-641173-8
67.36	2.652	17	1-641173-7
63.40	2.496	16	1-641173-6
59.44	2.340	15	1-641173-5
55.47	2.184	14	1-641173-4
51.51	2.028	13	1-641173-3
47.55	1.872	12	1-641173-2
43.59	1.716	11	1-641173-1
39.62	1.560	10	1-641173-0
35.66	1.404	9	641173-9
31.70	1.248	8	641173-8
27.74	1.092	7	641173-7
23.77	0.936	6	641173-6
19.81	0.780	5	641173-5
15.85	0.624	4	641173-4
11.89	0.468	3	641173-3
7.92	0.312	2	641173-2

THIS DRAWING IS A CONTROLLED DOCUMENT.  
 DWN B. LEWIS 3-11-98  
 CHK C. SWING 3-11-98

TYCO ELECTRONICS  
 Tyco Electronics Corporation  
 Harrisburg, Pa 17105-3608

MTA-156 CONNECTOR ASSEMBLY,  
 18 AWG, STANDARD

SIZE CASE CODE DRAWING NO  
 A2 00779 641173

RESTRICTED TO

MATERIAL - A  
 DIM A  
 CONTRACT FINISH  
 NO. OF CIRCUITS  
 PART NO.

CUSTOMER DRAWING  
 SCALE 4:1  
 SHEET 1 OF 1  
 REV J