

Bus system cable - SAC-5P-MR/10,0-924 SCO - 1405976


Please be informed that the data shown in this PDF Document is generated from our Online Catalog. Please find the complete data in the user's documentation. Our General Terms of Use for Downloads are valid (<http://download.phoenixcontact.com>)



Bus system cable, CANopen[®]/DeviceNet[™], 5-position, PVC, gray, shielded, Plug angled M12-SPEEDCON, A-coded, on Free cable end, Cable length: 10 m



Key commercial data

Packing unit	1 PCE
GTIN	 4 046356 800525
Custom tariff number	85444290
Country of origin	UNITED STATES

Technical data

Dimensions

Length of cable	10 m
-----------------	------

Ambient conditions

Ambient temperature (operation)	-25 °C ... 90 °C (Plug / socket)
Degree of protection	IP65
	IP67

General

Rated current at 40°C	4 A
Rated voltage	60 V
Number of positions	5
Contact resistance	≤ 5 mΩ
Insulation resistance	≥ 100 MΩ
Coding	A - standard
Surge voltage category	II

Bus system cable - SAC-5P-MR/10,0-924 SCO - 1405976

Technical data

General

Pollution degree	3
Torque	0.4 Nm (M12 plug-in connector)
Contact material	CuSn
Contact surface material	Ni/Au
Contact carrier material	TPU GF
Material of grip body	TPU, hardly inflammable, self-extinguishing
Material, knurls	Zinc die-cast, nickel-plated
Status display	No

Line characteristics

Cable type	CAN Bus/DeviceNet gray
Cable type (abbreviation)	924
UL AWM style	2464 (80°C/300 V)
Cable structure	2xAWG22 (Signal) + 2xAWG22 (Power)
AWG signal line	22
AWG power supply	22
Conductor structure signal line	19x 0.15 mm
Conductor structure, voltage supply	19x 0.15 mm
Core diameter including insulation	1.27 mm ±0.05 mm (signal line)
	2.24 mm ±0.13 mm (Power supply)
Wire colors	Red-black, blue-white
Twisted pairs	2 cores to the pair
Type of pair shielding	Plastic-coated aluminum foil, aluminum side inside
Overall twist	2 pairs around a drain wire in the center to the core
Shielding	Plastic-coated aluminum foil with a filler litz wire, aluminum side outside
External sheath, color	gray
External cable diameter D	6.9 mm ±0.13 mm
Outer sheath, material	PVC
Material conductor insulation	Foamed PE (signal line)
	PVC (Power supply)
Conductor material	Bare Cu litz wires
Special properties	UL standards PLTC and ITC
Resistance to oil	Yes
Other resistance	UV resistant
Ambient temperature (operation)	-30 °C ... 75 °C (cable, fixed installation)

Bus system cable - SAC-5P-MR/10,0-924 SCO - 1405976

Classifications

eCl@ss

eCl@ss 4.0	27060307
eCl@ss 4.1	27060307
eCl@ss 5.0	27061801
eCl@ss 5.1	27060307
eCl@ss 6.0	27279218
eCl@ss 7.0	27279218

ETIM

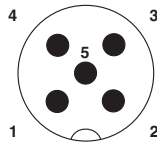
ETIM 3.0	EC000830
ETIM 4.0	EC001855
ETIM 5.0	EC001855

UNSPSC

UNSPSC 6.01	26121616
UNSPSC 7.0901	26121616
UNSPSC 11	26121604
UNSPSC 12.01	26121616
UNSPSC 13.2	26121616

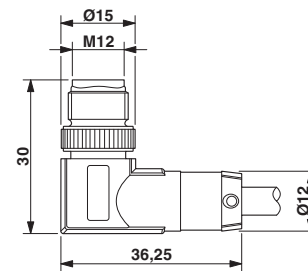
Drawings

Schematic diagram



Pin assignment M12 male connector, 5-pos., A-coded, male side

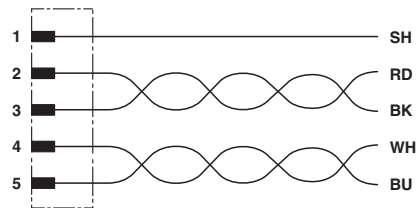
Dimensioned drawing



M12 x 1 male plug, angled, shielded

Bus system cable - SAC-5P-MR/10,0-924 SCO - 1405976

Circuit diagram



Contact assignment of the M12 plug