

Feed-through header - MSTBV 2,5/ 8-GF - 1776948

Please be informed that the data shown in this PDF Document is generated from our Online Catalog. Please find the complete data in the user's documentation. Our General Terms of Use for Downloads are valid (<http://phoenixcontact.com/download>)

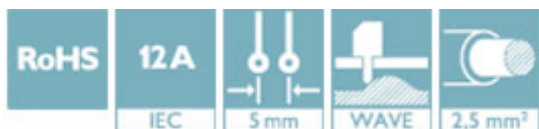
PCB headers, nominal current: 12 A, number of positions: 8, pitch: 5 mm, color: green, contact surface: Tin, mounting: Wave soldering




The figure shows a 10-position version of the product

Your advantages

- ✓ Maximum flexibility when it comes to device design – one header for connectors with different connection technologies
- ✓ Well-known mounting principle allows worldwide use
- ✓ Vertical connection enables multi-row arrangement on the PCB



Key Commercial Data

Packing unit	100 pc
GTIN	 4 017918 039110
GTIN	4017918039110

Technical data

Dimensions

Length [l]	8.6 mm
Width	50 mm
Pitch	5 mm
Dimension a	35 mm
Width [w]	50 mm
Height [h]	15.9 mm
Height	12 mm
Length of the solder pin	3.9 mm
Pin dimensions	1 x 1 mm
Length	8.6 mm

General

Feed-through header - MSTBV 2,5/ 8-GF - 1776948

Technical data

General

Range of articles	MSTBV 2,5/...-GF
Insulating material group	IIIa
Rated surge voltage (III/3)	4 kV
Rated surge voltage (III/2)	4 kV
Rated surge voltage (II/2)	4 kV
Rated voltage (III/3)	250 V
Rated voltage (III/2)	320 V
Rated voltage (II/2)	400 V
Connection in acc. with standard	EN-VDE
Nominal current I_N	12 A
Maximum load current	12 A
Insulating material	PBT
Flammability rating according to UL 94	V0
Color	green
Number of positions	8

Standards and Regulations

Connection in acc. with standard	EN-VDE
	CSA
Flammability rating according to UL 94	V0

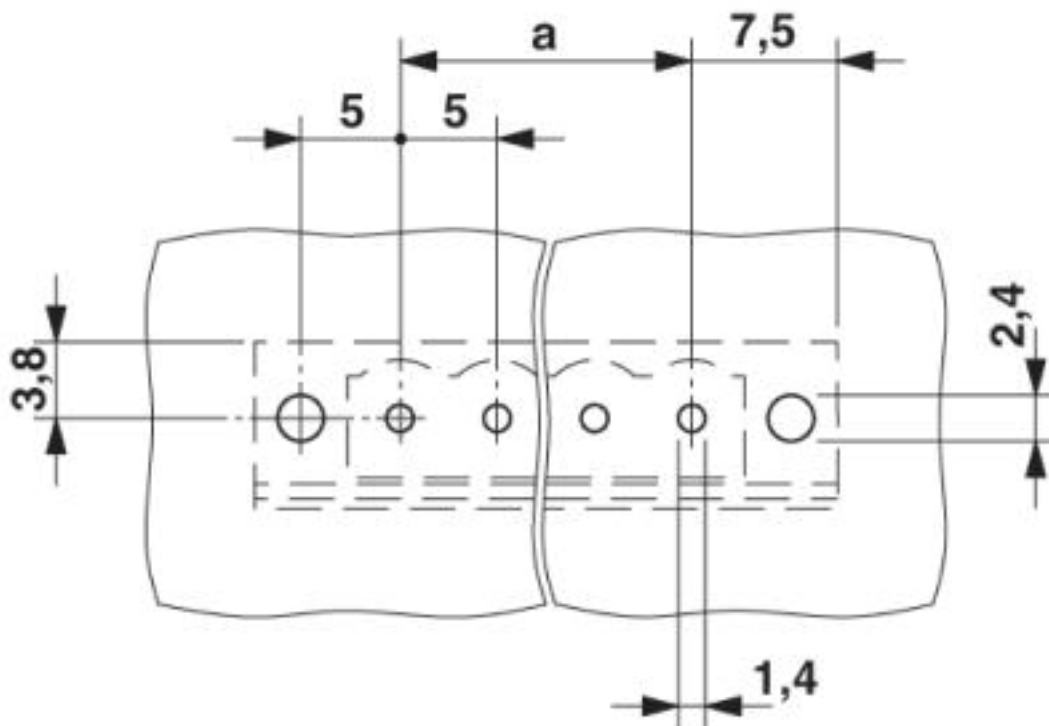
Environmental Product Compliance

	Lead 7439-92-1
China RoHS	Environmentally Friendly Use Period = 50
	For details about hazardous substances go to tab "Downloads", Category "Manufacturer's declaration"

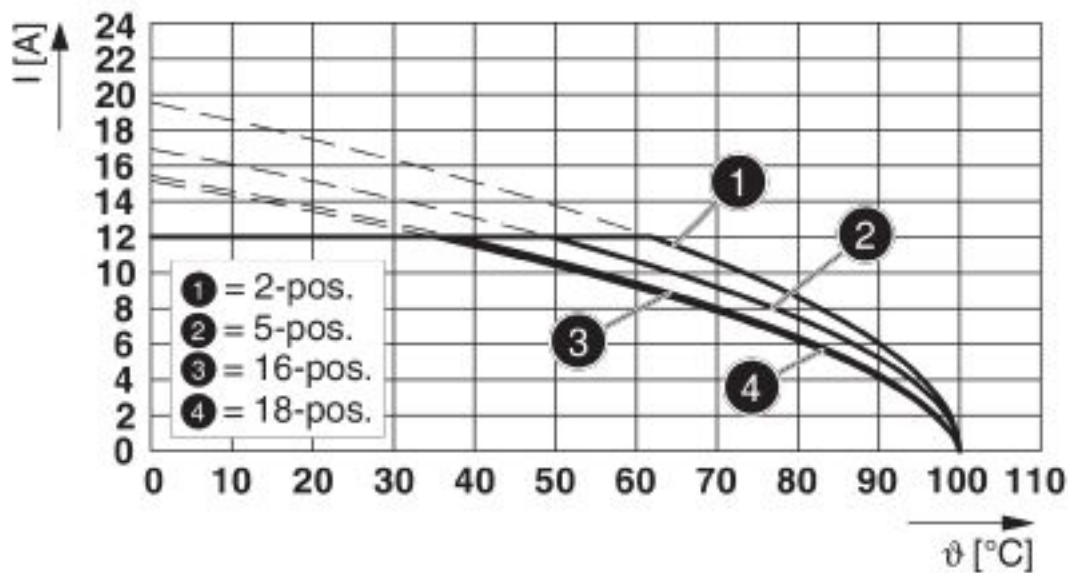
Drawings

Feed-through header - MSTBV 2,5/ 8-GF - 1776948

Drilling diagram



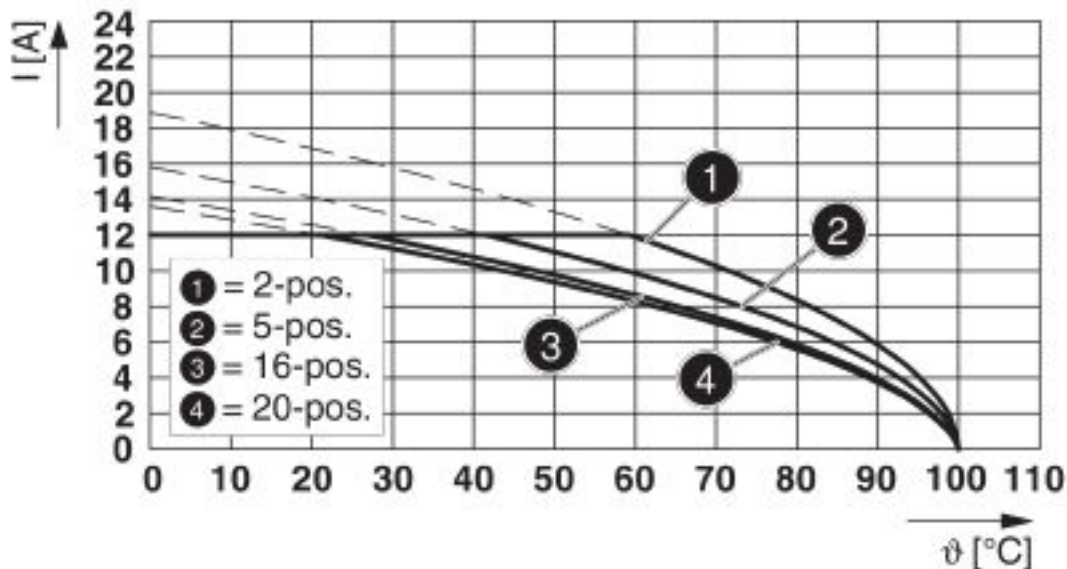
Diagram



Type: FKCT 2.5/...-STF with MSTBV 2.5/...-GF

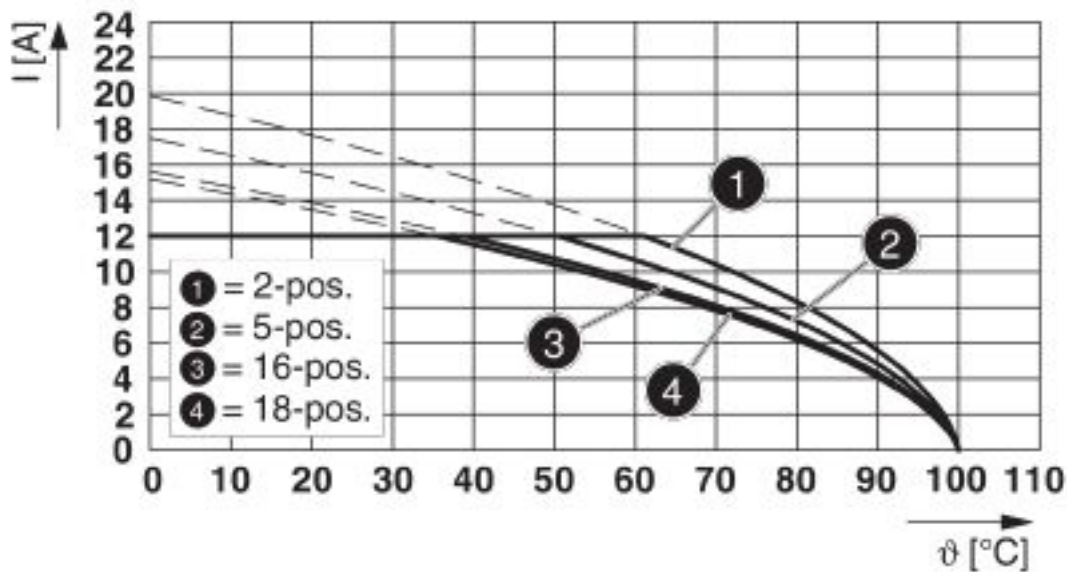
Feed-through header - MSTBV 2,5/ 8-GF - 1776948

Diagram



Type: FRONT-MSTB 2,5/...-STF with MSTBV 2,5/...-GF

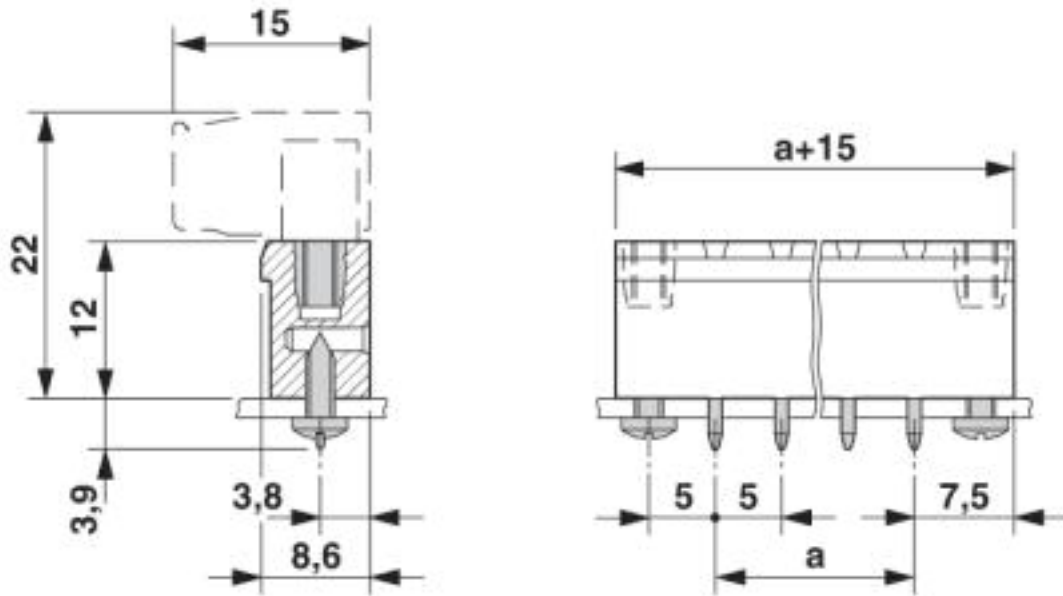
Diagram



Type: FKCN 2,5/...-STF with MSTBV 2,5/...-G

Feed-through header - MSTBV 2,5/ 8-GF - 1776948

Dimensional drawing



Approvals

Approvals

Approvals

DNV GL / CSA / RS / IEC60335 CB Scheme / VDE Gutachten mit Fertigungsüberwachung / EAC / cULus Recognized

Ex Approvals

Approval details

DNV GL		https://approvalfinder.dnvgl.com/	TAE00001EY
--------	--	---	------------


CSA		http://www.csagroup.org/services-industries/product-listing/	13631
-----	--	---	-------


	B	D
Nominal voltage UN	300 V	300 V
Nominal current IN	12 A	10 A

Feed-through header - MSTBV 2,5/ 8-GF - 1776948


Approvals

RS		http://www.rs-head.spb.ru/en/index.php	17.00014.272
----	---	---	--------------

IECEE CB Scheme		http://www.iecee.org/	DE1-60988-B1B2
Nominal voltage UN		250 V	
Nominal current IN		12 A	

VDE Gutachten mit Fertigungsüberwachung		http://www2.vde.com/de/Institut/Online-Service/ VDE-gepruefteProdukte/Seiten/Online-Suche.aspx	40004701
Nominal voltage UN		250 V	
Nominal current IN		12 A	

EAC		B.01742
-----	---	---------

cULus Recognized		http://database.ul.com/cgi-bin/XYV/template/LISEXT/1FRAME/index.htm	E60425-19931011
Nominal voltage UN		B 300 V	D 300 V
Nominal current IN		12 A	10 A

Phoenix Contact 2019 © - all rights reserved
<http://www.phoenixcontact.com>

PHOENIX CONTACT GmbH & Co. KG
 Flachsmarktstr. 8
 32825 Blomberg
 Germany
 Tel. +49 5235 300
 Fax +49 5235 3 41200
<http://www.phoenixcontact.com>