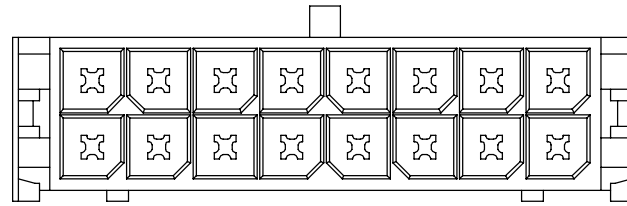
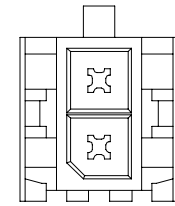


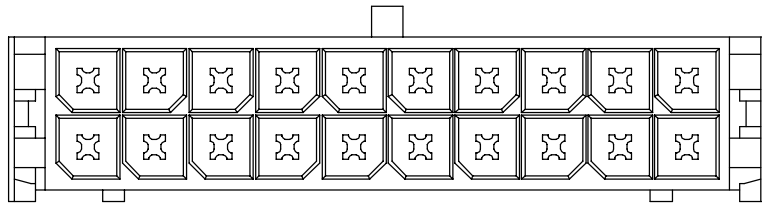
18-CKT



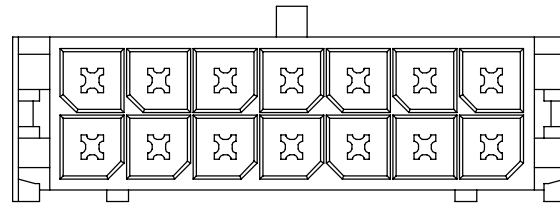
16-CKT



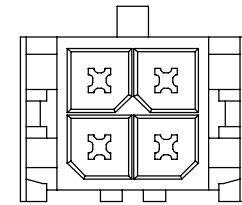
2-CKT



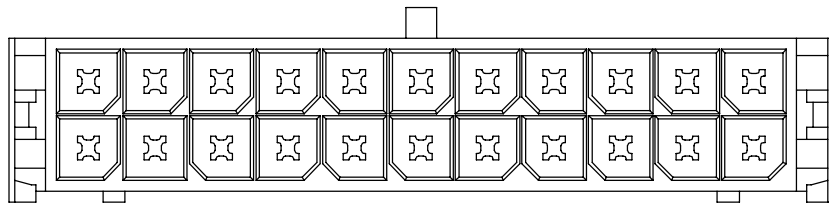
20-CKT



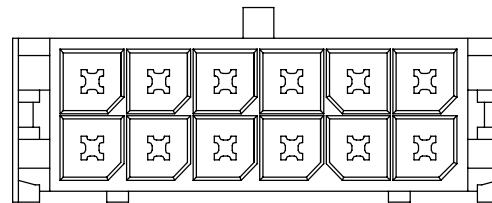
14-CKT



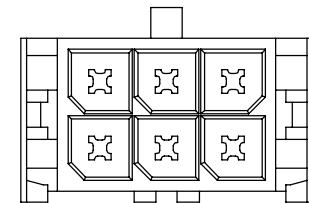
4-CKT



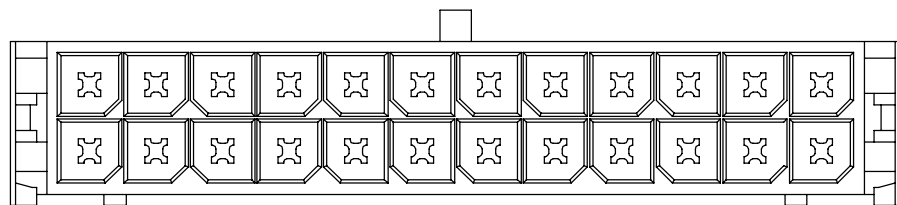
22-CKT



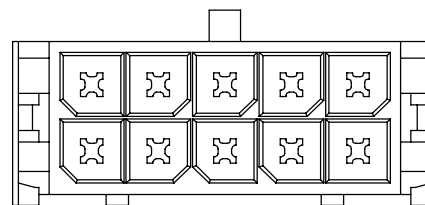
12-CKT



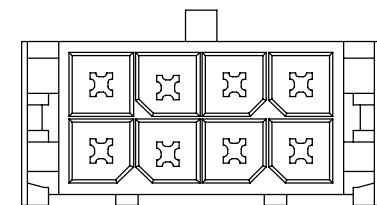
6-CKT



24-CKT



10-CKT



8-CKT

<b>QUALITY SYMBOLS</b> MAJOR Ⓢ CRITICAL Ⓢ <b>GENERAL TOLERANCES</b> ( UNLESS SPECIFIED ) X. ±0.5 X ±0.35 .XX ±0.25 .XXX ±0.15 ANGLES ±2°	DRAWN BY Tang,En Hul	DATE 20/10/16	
	CHECKED BY Lu,ling Quan	DATE 20/10/16	
	APPROVED BY hsieh, fu yu	DATE 20/10/16	RFG NO. N/A
	UNITS mm		SIZE A4
	SCALE 3 : 1	SHEET NO. 2 OF 2	REV C
			DWG NO. 57965-XXXX-XXX