

PAGE 1/2

ISSUE 22-09-15

SERIE : DPDT

PART NUMBER : R577133015LP

RF CHARACTERISTICS

Frequency range : **0 - 12.4 GHz**
Impedance : **50 Ohms**

Frequency (GHz)	DC - 1	1 - 2	2 - 3	3 - 8	8 - 12.4
VSWR max	1.15	1.20	1.25	1.35	1.50
Insertion loss max	0.15 dB	0.20 dB	0.25 dB	0.35 dB	0.50 dB
Isolation min	85 dB	80 dB	75 dB	70 dB	60 dB
Average power (*)	700 W	500 W	400 W	250 W	200 W

Passive intermodulation	
Tone 1	1810 MHz, approximately 43 dBm
Tone 2	1850 MHz, approximately 43 dBm
3 rd order PIM	- 160 dBc at 1770 MHz

Depending on application, carrier powers and frequencies, PIM measurements can vary.
PIM testing is not measured during product acceptance test.

ELECTRICAL CHARACTERISTICS

Actuator : **LATCHING**
Nominal current ** : **125 mA**
Actuator voltage (Vcc) : **28V (24 to 30V) / POSITIVE COMMON**
Terminals : **9 pins D-SUB male connector**

MECHANICAL CHARACTERISTICS

Connectors***** : **N female per MIL-C 39012**
Life : **2 million cycles**
Switching Time*** : **< 15 ms**
Construction : **Splashproof**
Weight : **< 215 g**

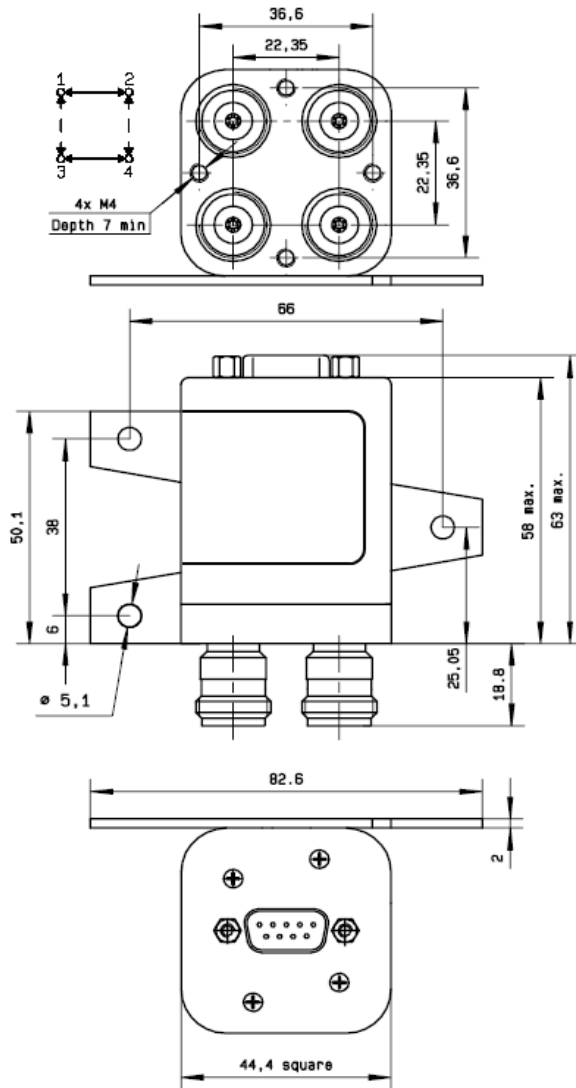
ENVIRONMENTAL CHARACTERISTICS

Operating temperature range : **-25°C to +70°C**
Storage temperature range : **-55°C to +85°C**

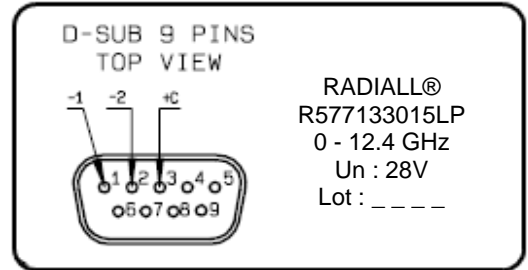
- (* Average power at 25°C per RF Path)
(** At 25° C ±10%)
(*** Nominal voltage ; 25° C)
(***** Recommended mating torque: 300 N.cm)



DRAWING

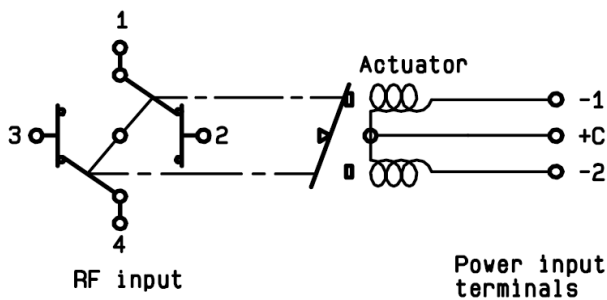


LABEL



General tolerances : ± 0.5 mm

SCHEMATIC DIAGRAM



Voltage	RF Continuity
+C -1	1 ↔ 3 / 2 ↔ 4
+C -2	1 ↔ 2 / 3 ↔ 4