

6

5

4

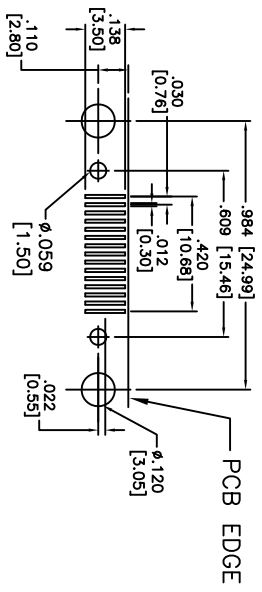
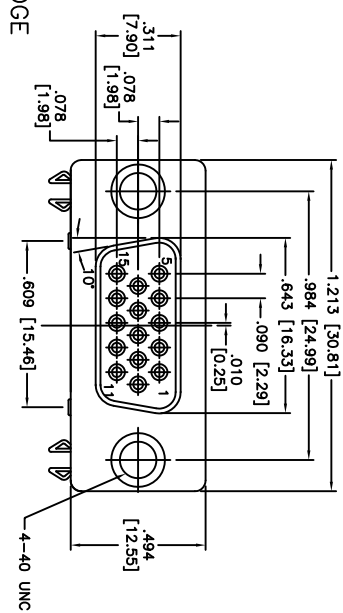
3

2

1

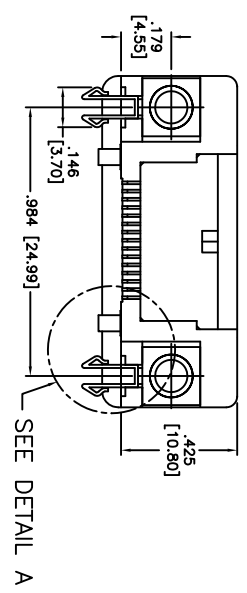
APPROVED: \_\_\_\_\_  
DATE: \_\_\_\_\_ TITLE: \_\_\_\_\_

Rev	AWO #	Description	Date	Appr
-		RELEASED	06/29/05	
A		REVISED SHAPE	9/9/11	
B		ADDED DIM.	6/22/15	AV/LL

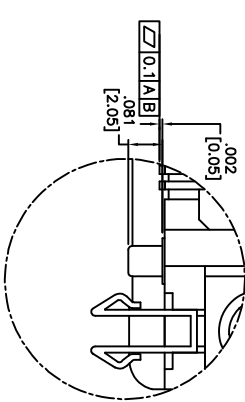


PIN LAYOUT: 6, 11, 1, 7, 12, 2, 8, 13, 3, 9, 14, 4, 10, 15, 5

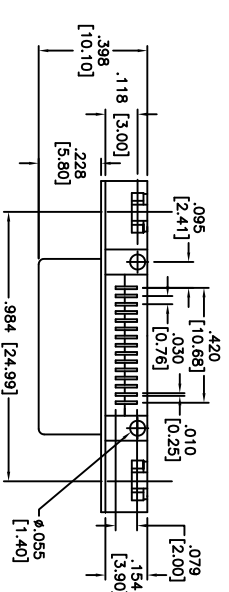
RECOMMENDED PCB LAYOUT



SEE DETAIL A



DETAIL A  
SCALE 3:1



SPECIFICATIONS:

**Material:**  
 Insulator: Hi-temp thermoplastic, rated UL 94V-0  
 Insulator color: Black  
 Contacts: Copper alloy  
 Shell: SPCC, Nickel plated  
 Board lock: Copper alloy, Tin plated  
 Nut: Copper alloy, Nickel plated

**Plating:**  
 Gold Flash over Nickel underplate on mating area,  
 Tin over Copper underplate on SMT tails

**Electrical:**  
 Operating voltage: 300 VAC max  
 Current rating: 5 Amps max  
 Contact resistance: 13 mohms max.  
 Insulation resistance: 1000 Mohms min  
 Dielectric withstanding voltage: 500 VAC for 1 minute

**Temperature Rating:**  
 Operating temperature: -55°C to +105°C

**Environmental:**  
 Lead free, RoHS compliant.

A

A

**ADAM TECH**

909 Railway Avenue, Union, NJ 07083  
Phone: 908-687-5000 Fax: 908-687-5710

D-SUB, 15 POS FEMALE, RIGHT ANGLE,  
SMT

UNLESS OTHERWISE SPECIFIED  
ALL DIMENSIONS ARE INCHES [MM]  
TOLERANCES: EXCEPT AS NOTED  
INCHES HOLES

.X	± .10	Ø.X	± .10
.XX	± .020	Ø.XXX	± .015
.XXX	± .015	Ø.XXX	± .010

APPROVALS

DRAWN	SS	DATE	06/29/05
CHECKED			
APPROVED			



SIZE	PART NO.	REV.
X	HDL15-SS-24	B
REF:	S00003T	
SCALE:	NIS	
SHEET	1 OF 1	

6

5

4

3

2

1