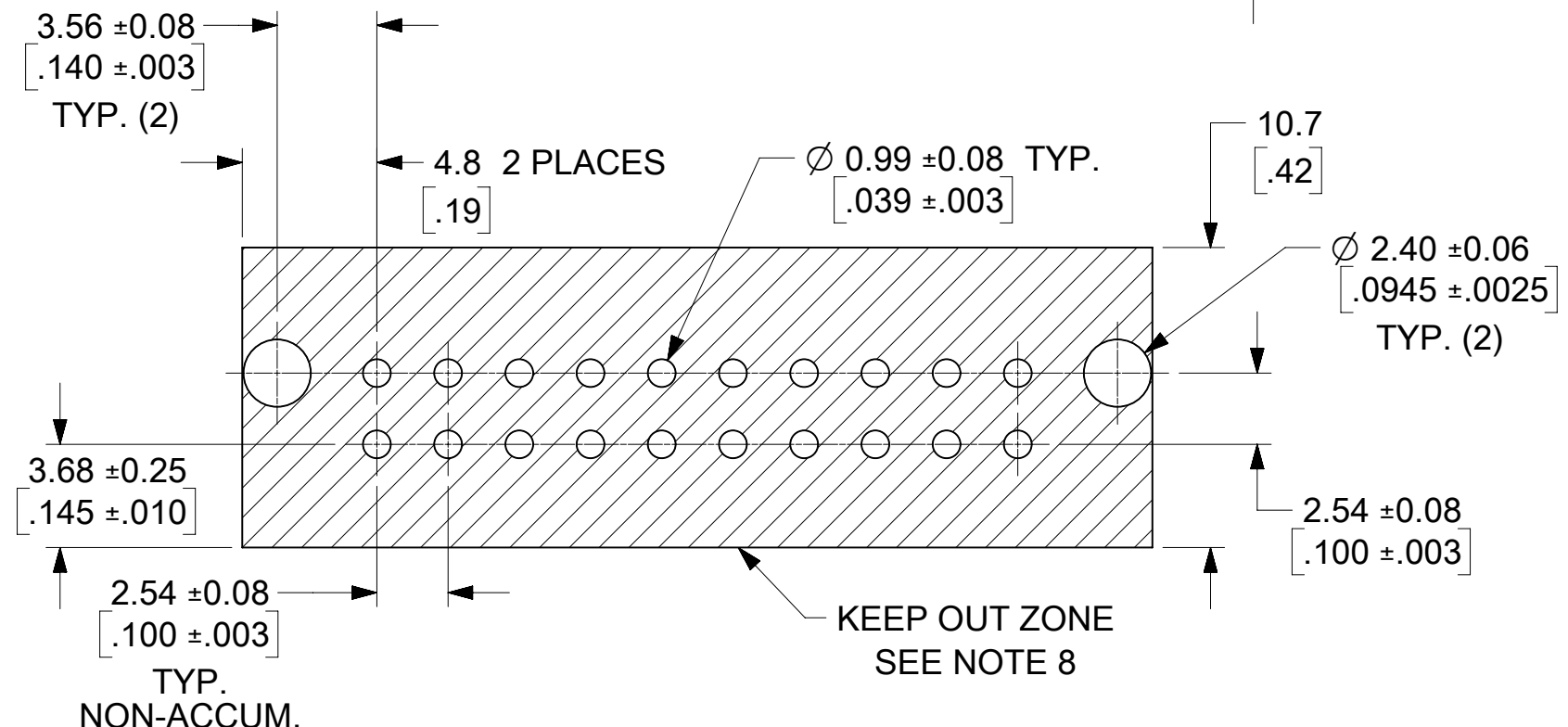
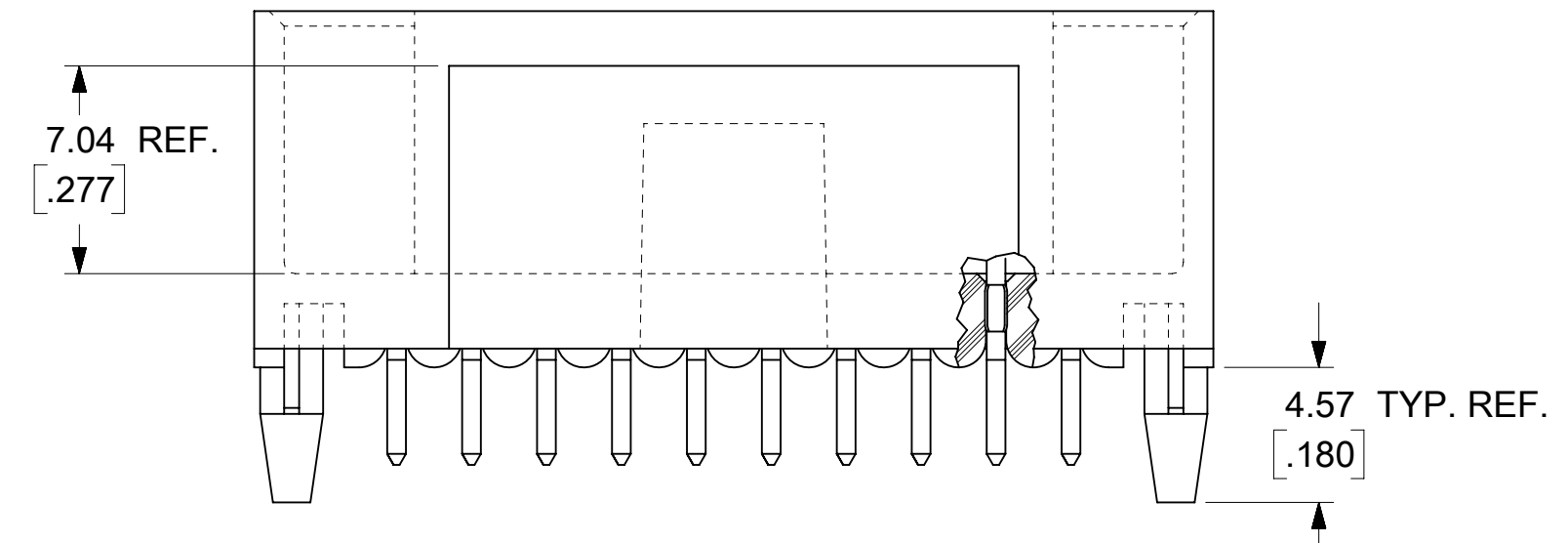
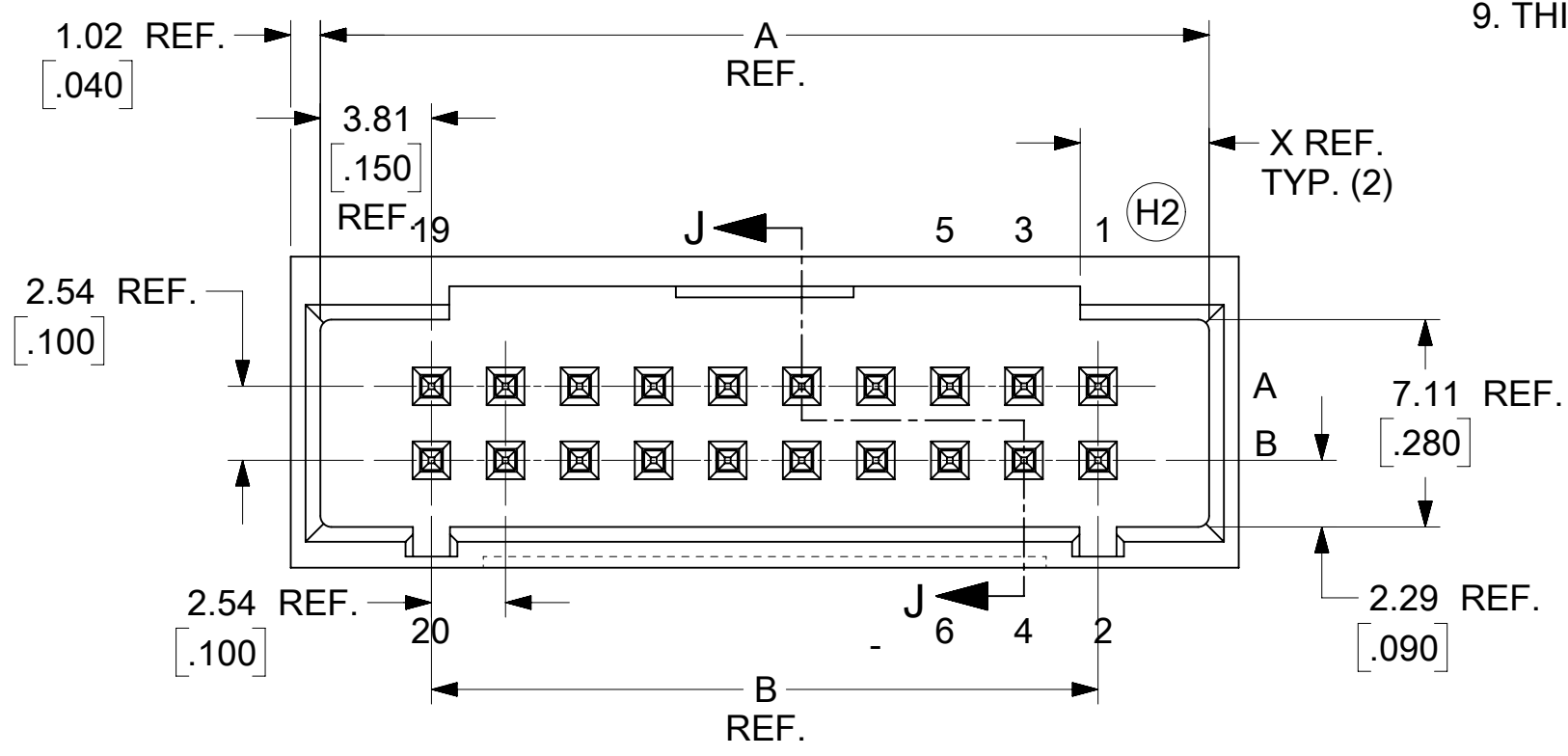
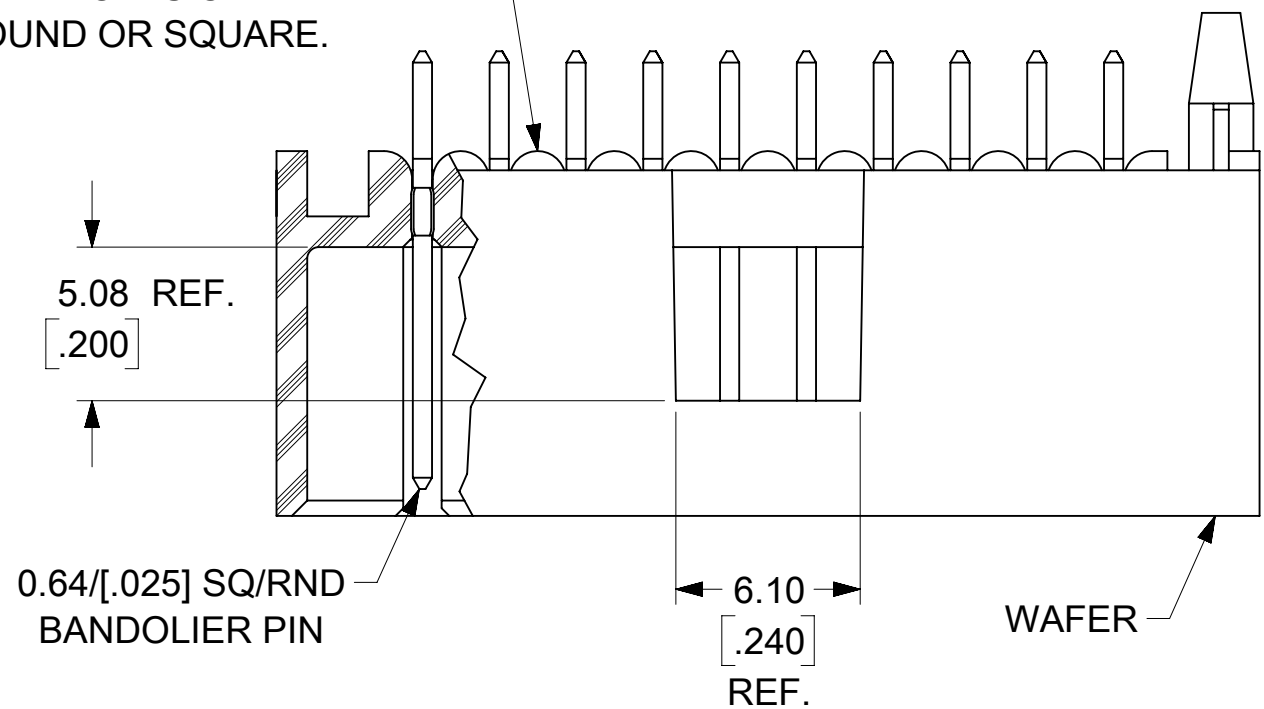


STAND OFFS CAN BE EITHER ROUND OR SQUARE.

NOTES:

- MATERIAL: WAFER - GLASS FILLED LIQUID CRYSTAL POLYMER; UL 94V-0; COLOR: BLACK. PIN: COPPER ALLOY.
- PLATING: TIN
TIN(Sn) ALLOY OVER ENTIRE PIN: THICKNESS = 3.81 MICROMETER/ [150 MICROINCH] MINIMUM;
NICKEL (Ni) UNDERPLATE OVER ENTIRE PIN.
15 GOLD SELECTIVE GOLD (Au) IN THE CONTACT AREA: THICKNESS = 0.38MICROMETER/ [15 MICROINCH] MINIMUM;
SELECTIVE TIN (Sn) ALLOY IN THE PC TAIL AREA: THICKNESS = 1.91 MICROMETER/ [75 MICROINCH] MINIMUM;
NICKEL (Ni) UNDERPLATE OVER ENTIRE PIN.
30 GOLD SELECTIVE GOLD (Au) IN THE CONTACT AREA: THICKNESS = 0.76 MICROMETER/ [30 MICROINCH] MINIMUM;
SELECTIVE TIN (Sn) ALLOY IN THE PC TAIL AREA: THICKNESS = 1.91 MICROMETER/ [75 MICROINCH] MINIMUM;
NICKEL (Ni) UNDERPLATE OVER ENTIRE PIN.
* THE PRIMARY SHIPPING CARTON WILL BE LABELED "COMPLIANT TO RoHS DIRECTIVE 2002/95/EC AND ELV ANNEX II OF DIRECTIVE 2000/53/EC".
CARTONS WITHOUT THIS LABEL MAY CONTAIN PRODUCT WITH LEAD.
- PRODUCT SPECIFICATION: PS-70567.
- PACKAGING: SEE CHARTS
- PIN PUSHOUT FORCE: 4 LS. MIN. IN DIRECTION INDICATED.
- FOR ILLUSTRATION PURPOSES, 20 (DUAL 10) CIRCUIT SIZE IS SHOWN.
- PINS MUST MEET SOLDERABILITY SPEC. SMES-152,
EXCEPT VOIDS ARE PERMISSIBLE AT BANDOLIER PIN FAYING SURFACE. (APPROX. 0.64/[.025] LNG X 0.15/[.006] WD. REF.) - 2 LOCATIONS
- NO FEATURES WHICH RISE ABOVE THE PCB SURFACE ALLOWED IN THIS AREA.
- THIS PART CONFORMS TO CLASS B REQUIREMENTS OF COSMETIC SPEC PS-45499-002.



CKT. SIZE	DIM. A REF.		DIM. B REF.		DIM. X REF.	
	MM	INCH	MM	INCH	MM	INCH
6	12.70	.500	5.08	.200	3.18	.125
8	15.24	.600	7.62	.300	4.42	.174
10	17.78	.700	10.16	.400	4.42	.174
12	20.32	.800	12.70	.500	4.42	.174
14	22.86	.900	15.24	.600	4.42	.174
16	25.40	1.000	17.78	.700	4.42	.174
18	27.94	1.100	20.32	.800	4.42	.174
20	30.48	1.200	22.86	.900	4.42	.174
22	33.02	1.300	25.40	1.000	4.42	.174
24	35.56	1.400	27.94	1.100	4.42	.174
26	38.10	1.500	30.48	1.200	4.42	.174
28	40.64	1.600	33.02	1.300	4.42	.174
30	43.18	1.700	35.56	1.400	4.42	.174
32	45.72	1.800	38.10	1.500	4.42	.174
34	48.26	1.900	40.64	1.600	4.42	.174
36	50.80	2.000	43.18	1.700	4.42	.174
38	53.34	2.100	45.72	1.800	4.42	.174
40	55.88	2.200	48.26	1.900	4.42	.174
42	58.42	2.300	50.80	2.000	4.42	.174
44	60.96	2.400	53.34	2.100	4.42	.174
46	63.50	2.500	55.88	2.200	4.42	.174
48	66.04	2.600	58.42	2.300	4.42	.174
50	68.58	2.700	60.96	2.400	4.42	.174
52	71.12	2.800	63.50	2.500	4.42	.174
54	73.66	2.900	66.04	2.600	4.42	.174
56	76.20	3.000	68.58	2.700	4.42	.174
58	78.74	3.100	71.12	2.800	4.42	.174
60	81.28	3.200	73.66	2.900	4.42	.174
62	83.82	3.300	76.20	3.000	4.42	.174
64	86.36	3.400	78.74	3.100	4.42	.174
66	88.90	3.500	81.28	3.200	4.42	.174
68	91.44	3.600	83.82	3.300	4.42	.174
70	93.98	3.700	86.36	3.400	4.42	.174
72	96.52	3.800	88.90	3.500	4.42	.174

THIS DRAWING CONTAINS INFORMATION THAT IS PROPRIETARY TO MOLEX ELECTRONIC TECHNOLOGIES, LLC AND SHOULD NOT BE USED WITHOUT WRITTEN PERMISSION

DIMENSION UNITS	SCALE	CURRENT REV DESC: CIRCUIT POSITIONS	molex
mm/[in]	4:1	STATEMENT UPDATED AS PER A-70568-XXXX DRAWING	
GENERAL TOLERANCES (UNLESS SPECIFIED)		EC NO: 676771	SALES ASSY - DUAL ROW SHROUDED WAFER/HI TEMP .25SQ/RND PINS .100 GRID
4 PLACES	±	DRWN: RMV02	2021/09/02
3 PLACES	±	CHK'D: KCHIKKANNA	2021/09/08
2 PLACES	± 0.13	APPR: ISHWARG	2021/10/14
1 PLACE	± 0.25	INITIAL REVISION:	
0 PLACES	±	DRWN: SMR	1993/11/10
ANGULAR TOL	± 0.5°	APPR:	
DRAFT WHERE APPLICABLE MUST REMAIN WITHIN DIMENSIONS	THIRD ANGLE PROJECTION	DRAWING	SERIES
		C-SIZE	70568
DOCUMENT STATUS	P1	RELEASE DATE	2021/10/14 14:42:29
DOCUMENT NUMBER		DOC TYPE	DOC PART
SDA-70568-XXXX		PSD	001
MATERIAL NUMBER		CUSTOMER	SHEET NUMBER
SEE TABLE		GENERAL MARKET	1 OF 2

H	ENGINEERING NUMBER A-70568	RELEASE FOR MANUFACTURE	C REF.	E REF.	F±0.25 [F±.010]	CONNECTOR END PLATING		P.C. BOARD END PLATING			SEE PACK. INFORMA. DRAWING PK-70873
						TYPE	J MINIMUM LENGTH	TYPE	L MINIMUM LENGTH		
	-0001/-0034	R.F.M.	3.30 [.130]	14.48 [.570]	8.00 [.315]	TIN	OVER- ALL	TIN	OVER- ALL	-0018	
	-0035/-0068	R.F.M.	3.30 [.130]	14.48 [.570]	8.00 [.315]	15 GOLD	5.08 [.200]	TIN	3.56 [.140]	-0018	
	-0069/-0102	R.F.M.	3.30 [.130]	14.48 [.570]	8.00 [.315]	30 GOLD	5.08 [.200]	TIN	3.56 [.140]	-0018	
G	-0103/-0136										
	-0137/-0170										
	-0171/-0204										
	-0205/-0238										

F	CKTS	EDP NUMBER	ENG. NUMBER	EDP NUMBER	ENG. NUMBER	EDP NUMBER	ENG. NUMBER	EDP NUMBER	ENG. NUMBER	EDP NUMBER	ENG. NUMBER	EDP NUMBER	ENG. NUMBER	EDP NUMBER	ENG. NUMBER	CKTS	F
	06	15-47-7506	A-70568-0001	15-47-7606	A-70568-0035	15-47-7706	A-70568-0069		A-70568-0103		A-70568-0137		A-70568-0171		A-70568-0205	06	
	08	15-47-7508	A-70568-0002	15-47-7608	A-70568-0036	15-47-7708	A-70568-0070		A-70568-0104		A-70568-0138		A-70568-0172		A-70568-0206	08	
	10	15-47-7510	A-70568-0003	15-47-7610	A-70568-0037	15-47-7710	A-70568-0071		A-70568-0105		A-70568-0139		A-70568-0173		A-70568-0207	10	
	12	15-47-7512	A-70568-0004	15-47-7612	A-70568-0038	15-47-7712	A-70568-0072		A-70568-0106		A-70568-0140		A-70568-0174		A-70568-0208	12	
	14	15-47-7514	A-70568-0005	15-47-7614	A-70568-0039	15-47-7714	A-70568-0073		A-70568-0107		A-70568-0141		A-70568-0175		A-70568-0209	14	
	16	15-47-7516	A-70568-0006	15-47-7616	A-70568-0040	15-47-7716	A-70568-0074		A-70568-0108		A-70568-0142		A-70568-0176		A-70568-0210	16	
	18	15-47-7518	A-70568-0007	15-47-7618	A-70568-0041	15-47-7718	A-70568-0075		A-70568-0109		A-70568-0143		A-70568-0177		A-70568-0211	18	
	20	15-47-7520	A-70568-0008	15-47-7620	A-70568-0042	15-47-7720	A-70568-0076		A-70568-0110		A-70568-0144		A-70568-0178		A-70568-0212	20	
	22	15-47-7522	A-70568-0009	15-47-7622	A-70568-0043	15-47-7722	A-70568-0077		A-70568-0111		A-70568-0145		A-70568-0179		A-70568-0213	22	
	24	15-47-7524	A-70568-0010	15-47-7624	A-70568-0044	15-47-7724	A-70568-0078		A-70568-0112		A-70568-0146		A-70568-0180		A-70568-0214	24	
	26	15-47-7526	A-70568-0011	15-47-7626	A-70568-0045	15-47-7726	A-70568-0079		A-70568-0113		A-70568-0147		A-70568-0181		A-70568-0215	26	
	28	15-47-7528	A-70568-0012	15-47-7628	A-70568-0046	15-47-7728	A-70568-0080		A-70568-0114		A-70568-0148		A-70568-0182		A-70568-0216	28	
	30	15-47-7530	A-70568-0013	15-47-7630	A-70568-0047	15-47-7730	A-70568-0081		A-70568-0115		A-70568-0149		A-70568-0183		A-70568-0217	30	
	32	15-47-7532	A-70568-0014	15-47-7632	A-70568-0048	15-47-7732	A-70568-0082		A-70568-0116		A-70568-0150		A-70568-0184		A-70568-0218	32	
	34	15-47-7534	A-70568-0015	15-47-7634	A-70568-0049	15-47-7734	A-70568-0083		A-70568-0117		A-70568-0151		A-70568-0185		A-70568-0219	34	
	36	15-47-7536	A-70568-0016	15-47-7636	A-70568-0050	15-47-7736	A-70568-0084		A-70568-0118		A-70568-0152		A-70568-0186		A-70568-0220	36	
D	38	15-47-7538	A-70568-0017	15-47-7638	A-70568-0051	15-47-7738	A-70568-0085		A-70568-0119		A-70568-0153		A-70568-0187		A-70568-0221	38	D
	40	15-47-7540	A-70568-0018	15-47-7640	A-70568-0052	15-47-7740	A-70568-0086		A-70568-0120		A-70568-0154		A-70568-0188		A-70568-0222	40	
	42	15-47-7542	A-70568-0019	15-47-7642	A-70568-0053	15-47-7742	A-70568-0087		A-70568-0121		A-70568-0155		A-70568-0189		A-70568-0223	42	
	44	15-47-7544	A-70568-0020	15-47-7644	A-70568-0054	15-47-7744	A-70568-0088		A-70568-0122		A-70568-0156		A-70568-0190		A-70568-0224	44	
	46	15-47-7546	A-70568-0021	15-47-7646	A-70568-0055	15-47-7746	A-70568-0089		A-70568-0123		A-70568-0157		A-70568-0191		A-70568-0225	46	
	48	15-47-7548	A-70568-0022	15-47-7648	A-70568-0056	15-47-7748	A-70568-0090		A-70568-0124		A-70568-0158		A-70568-0192		A-70568-0226	48	
	50	15-47-7550	A-70568-0023	15-47-7650	A-70568-0057	15-47-7750	A-70568-0091		A-70568-0125		A-70568-0159		A-70568-0193		A-70568-0227	50	
	52	15-47-7552	A-70568-0024	15-47-7652	A-70568-0058	15-47-7752	A-70568-0092		A-70568-0126		A-70568-0160		A-70568-0194		A-70568-0228	52	
	54	15-47-7554	A-70568-0025	15-47-7654	A-70568-0059	15-47-7754	A-70568-0093		A-70568-0127		A-70568-0161		A-70568-0195		A-70568-0229	54	
C	56	15-47-7556	A-70568-0026	15-47-7656	A-70568-0060	15-47-7756	A-70568-0094		A-70568-0128		A-70568-0162		A-70568-0196		A-70568-0230	56	C
	58	15-47-7558	A-70568-0027	15-47-7658	A-70568-0061	15-47-7758	A-70568-0095		A-70568-0129		A-70568-0163		A-70568-0197		A-70568-0231	58	
	60	15-47-7560	A-70568-0028	15-47-7660	A-70568-0062	15-47-7760	A-70568-0096		A-70568-0130		A-70568-0164		A-70568-0198		A-70568-0232	60	
	62	15-47-7562	A-70568-0029	15-47-7662	A-70568-0063	15-47-7762	A-70568-0097		A-70568-0131		A-70568-0165		A-70568-0199		A-70568-0233	62	
	64	15-47-7564	A-70568-0030	15-47-7664	A-70568-0064	15-47-7764	A-70568-0098		A-70568-0132		A-70568-0166		A-70568-0200		A-70568-0234	64	
	66	15-47-7566	A-70568-0031	15-47-7666	A-70568-0065	15-47-7766	A-70568-0099		A-70568-0133		A-70568-0167		A-70568-0201		A-70568-0235	66	
	68	15-47-7568	A-70568-0032	15-47-7668	A-70568-0066	15-47-7768	A-70568-0100		A-70568-0134		A-70568-0168		A-70568-0202		A-70568-0236	68	
	70	15-47-7570	A-70568-0033	15-47-7670	A-70568-0067	15-47-7770	A-70568-0101		A-70568-0135		A-70568-0169		A-70568-0203		A-70568-0237	70	
B	72	15-47-7572	A-70568-0034	15-47-7672	A-70568-0068	15-47-7772	A-70568-0102		A-70568-0136		A-70568-0170		A-70568-0204		A-70568-0238	72	B

THIS DRAWING CONTAINS INFORMATION THAT IS PROPRIETARY TO MOLEX ELECTRONIC TECHNOLOGIES, LLC AND SHOULD NOT BE USED WITHOUT WRITTEN PERMISSION

DIMENSION UNITS mm/[in]	SCALE 1:1	CURRENT REV DESC: CIRCUIT POSITIONS STATEMENT UPDATED AS PER A-70568-XXXX DRAWING			
GENERAL TOLERANCES (UNLESS SPECIFIED)		EC NO: 676771			
4 PLACES ±	MM INCH	DRWN: RMV02 2021/09/02	PRODUCT CUSTOMER DRAWING		
3 PLACES ±	± 0.005	CHK'D: KCHIKKANNA 2021/09/08	DOCUMENT NUMBER		
2 PLACES ±	0.13 ± 0.01	APPR: ISHWARG 2021/10/14	SDA-70568-XXXX		
1 PLACE ±	0.25 ±	INITIAL REVISION:	DOC TYPE	DOC PART	REVISION
0 PLACES ±	±	DRWN: SMR 1993/11/10	PSD	001	H2
ANGULAR TOL ±	0.5 °	APPR:	SHEET NUMBER		
DRAFT WHERE APPLICABLE MUST REMAIN WITHIN DIMENSIONS		THIRD ANGLE PROJECTION	DRAWING	SERIES	MATERIAL NUMBER
			C-SIZE	70568	SEE TABLE
					CUSTOMER
					GENERAL MARKET
					2 OF 2