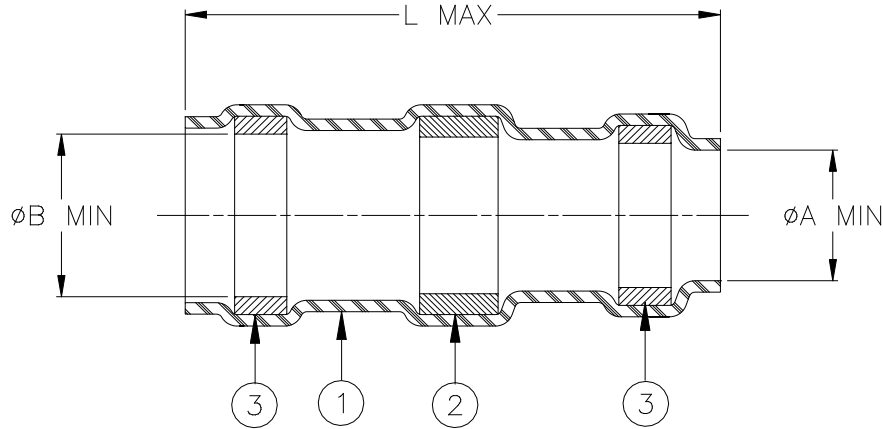


## CUSTOMER DRAWING



Product Name	Product Dimensions			Cable Dimensions			
	L max	ØA min	ØB min	ØD max	ØE min	ØG max	J±1.3 (J±0.05)
D-105-00	29.75 (1.170)	13.35 (0.525)	13.84 (0.545)	13.6 (0.535)	8.9 (0.350)	13.35 (0.525)	9.4 (0.370)

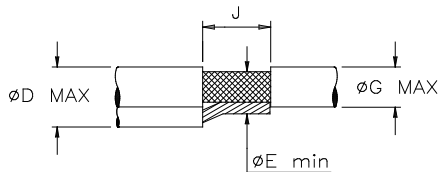
### MATERIALS

- INSULATION SLEEVE: Heat-shrinkable, transparent blue, radiation cross-linked polyvinylidene fluoride.
- SOLDER PREFORM WITH FLUX:  
SOLDER: TYPE Sn63 per ANSI-J-STD-006.  
FLUX: TYPE ROL0 per ANSI-J-STD-004.
- MELTABLE RINGS: Thermally stabilized thermoplastic. Color: clear.


### APPLICATION

- This part is designed to provide an environment protected shield termination on cables, rated for 125°C minimum, meeting the 40 dimensional criteria listed, having tin or silver plated copper shields.
  - Install using TE Connectivity-approved convection or infrared tools in accordance with Raychem assembly procedure RCPS-100-70.
  - Assemblies will meet requirements of Raychem Specification RT-1404 and National Aerospace Standard NAS-1747.
2. Temperature range: -55°C to +150°C.

For best results, prepare the cable as shown:



TE Connectivity, TE connectivity (logo), Raychem, Thermofit, and SolderSleeve are trademarks

		<b>Raychem THERMOFIT DEVICES</b>	TITLE : <b>SolderSleeve Shield Terminator</b>			
UNLESS OTHERWISE SPECIFIED DIMENSIONS ARE IN MILLIMETERS. INCHES DIMENSIONS ARE BETWEEN BRACKETS.			DOCUMENT NO.: <b>D-105-00</b>			
TOLERANCES: 0.00 N/A 0.0 N/A 0 N/A	ANGLES: N/A  ROUGHNESS IN MICRON	TE Connectivity reserves the right to amend this drawing at any time. Users should evaluate the suitability of the product for their application.	Revision: 4		Issue Date: March 2020	
DRAWN BY: M. FORONDA	DATE: 18-Jan-01	ECO: ECO-20-003572	SCALE: None	SIZE: A	SHEET: 1 of 1	

Print Date: 17-Mar-20 If this document is printed it becomes uncontrolled. Check with the web for the latest revision