


## Inline terminal - IB IL AI 4/I-PAC - 2700458

Please be informed that the data shown in this PDF Document is generated from our Online Catalog. Please find the complete data in the user's documentation. Our General Terms of Use for Downloads are valid (<http://phoenixcontact.com/download>)




Inline, Analog input terminal, Analog inputs: 4, 0 mA ... 20 mA, 4 mA ... 20 mA, connection technology: 2-conductor, transmission speed in the local bus: 500 kbps, degree of protection: IP20, including Inline connector and labeling field

### Your advantages

- ✓ 4 analog differential input channels for connecting current signals
- ✓ Connection of sensors in 2-conductor technology
- ✓ Current ranges: 0 mA ... 20 mA, 4 mA ... 20 mA
- ✓ Mean-value generation of the inputs
- ✓ Process data update of all channels in 250 µs
- ✓ Diagnostic and status indicators



### Key Commercial Data

Packing unit	1 pc
GTIN	 4 046356 566544
GTIN	4046356566544
Weight per Piece (excluding packing)	80.000 g
Custom tariff number	85389091
Country of origin	Germany

### Technical data

#### Note

Utilization restriction	EMC: class A product, see manufacturer's declaration in the download area
-------------------------	---

#### Dimensions

Width	12.2 mm
-------	---------

# Inline terminal - IB IL AI 4/I-PAC - 2700458

## Technical data

### Dimensions

Height	119.8 mm
Depth	71.5 mm
Note on dimensions	Housing dimensions

### Ambient conditions

Ambient temperature (operation)	-25 °C ... 55 °C
Ambient temperature (storage/transport)	-25 °C ... 85 °C
Permissible humidity (operation)	10 % ... 95 % (according to DIN EN 61131-2)
Permissible humidity (storage/transport)	10 % ... 95 % (according to DIN EN 61131-2)
Air pressure (operation)	70 kPa ... 106 kPa (up to 3000 m above sea level)
Air pressure (storage/transport)	70 kPa ... 106 kPa (up to 3000 m above sea level)
Degree of protection	IP20

### General

Mounting type	DIN rail
Color	green
Net weight	66 g
Note on weight specifications	with connector
Diagnostics messages	Failure of the internal I/O supply I/O error message sent to the bus coupler
	I/O supply failure Message in the diagnostic code (in the IB IL format)
	Overrange or underrange Message in the diagnostic code (in the IB IL format)
	Configuration invalid Message in the diagnostic code (in the IB IL format)

### Interfaces

Designation	Inline local bus
Number	2
Connection method	Inline data jumper
Transmission speed	500 kbps
Transmission physics	Copper

### Inline potentials

Designation	Communications power ( $U_L$ )
Supply voltage	7.5 V DC (via voltage jumper)
Current consumption	typ. 55 mA
	max. 60 mA
Designation	Supply of analog modules ( $U_{ANA}$ )
Supply voltage	24 V DC
Supply voltage range	19.2 V DC ... 30 V DC (including all tolerances, including ripple)
Current consumption	typ. 30 mA

## Inline terminal - IB IL AI 4/I-PAC - 2700458

### Technical data

#### Inline potentials

	max. 35 mA
Power consumption	typ. 0.94 W (total)

#### Analog inputs

Description of the input	Differential inputs, current
Input name	Analog inputs
Number of inputs	4
Connection method	Inline connector
Connection technology	2-conductor
A/D conversion time	max. 6.5 µs
A/D converter resolution	12 bit
Limit frequency (3 dB)	300 Hz
Data formats	IB IL, S7-compatible
Measured value resolution	13 bits (12 bits + sign bit)
Measured value representation	13 bits (12 bits + sign bit)
Current input signal	0 mA ... 20 mA
	4 mA ... 20 mA
Input resistance current input	typ. 113 Ω
Filtering	None or mean-value generation over 4, 16, or 32 measured values

#### Electrical isolation

Test section	5 V supply, incoming remote bus/7.5 V supply (bus logics) 500 V AC 50 Hz 1 min.
	5 V supply, outgoing remote bus/7.5 V supply (bus logics) 500 V AC 50 Hz 1 min.
	7.5 V supply (bus logic), 24 V supply $U_{ANA}$ / I/O 500 V AC 50 Hz 1 min.
	7.5 V supply (bus logic), 24 V supply $U_{ANA}$ / functional ground 500 V AC 50 Hz 1 min.
	I/O/functional ground 500 V AC 50 Hz 1 min.

#### Standards and Regulations

Immunity to ESD	Immunity test in accordance with EN 61000-6-2/IEC 61000-6-2 Electrostatic discharge (ESD) EN 61000-4-2/IEC 61000-4-2 Criterion B, 6 kV contact discharge, 8 kV air discharge
Immunity to EF	Immunity test in accordance with EN 61000-6-2/IEC 61000-6-2 Electromagnetic fields EN 61000-4-3/IEC 61000-4-3 Criterion A, Field intensity: 10 V/m
Immunity to burst	Immunity test in accordance with EN 61000-6-2/IEC 61000-6-2 Fast transients (burst) EN 61000-4-4/IEC 61000-4-4 Criterion B, 2 kV
Immunity to surge	Immunity test in accordance with EN 61000-6-2/IEC 61000-6-2 Transient overvoltage (surge) EN 61000-4-5/IEC 61000-4-5 Criterion B, supply lines DC: ±1 kV/±1 kV (symmetrical/asymmetrical), shielded I/O cables: ±1 kV

# Inline terminal - IB IL AI 4/I-PAC - 2700458

## Technical data

### Standards and Regulations

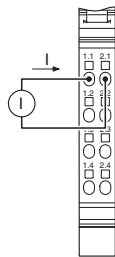
Immunity to conducted interference	Immunity test in accordance with EN 61000-6-2/IEC 61000-6-2 Conducted interference EN 61000-4-6/IEC 61000-4-6 Criterion A, Test voltage 10 V
Interference emission	Noise emission test in accordance with EN 61000-6-4/IEC 61000-6-4 Class A
Protection class	III (IEC 61140, EN 61140, VDE 0140-1)

### Environmental Product Compliance

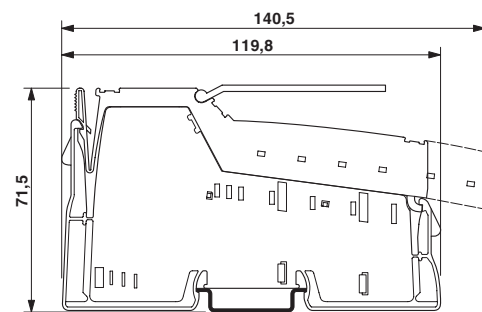
REACH SVHC	Lead 7439-92-1
------------	----------------

## Drawings

Connection diagram



Dimensional drawing



## Classifications

### eCl@ss

eCl@ss 10.0.1	27242601
eCl@ss 11.0	27242601
eCl@ss 4.0	27250300
eCl@ss 4.1	27250300
eCl@ss 5.0	27250300
eCl@ss 5.1	27242600
eCl@ss 6.0	27242600
eCl@ss 7.0	27242601
eCl@ss 9.0	27242601

### ETIM

ETIM 3.0	EC001596
ETIM 4.0	EC001596

# Inline terminal - IB IL AI 4/I-PAC - 2700458

## Classifications

### ETIM

ETIM 6.0	EC001596
ETIM 7.0	EC001596

### UNSPSC

UNSPSC 6.01	43172015
UNSPSC 7.0901	43201404
UNSPSC 11	43172015
UNSPSC 12.01	43201404
UNSPSC 13.2	32151602
UNSPSC 18.0	32151602
UNSPSC 19.0	32151602
UNSPSC 20.0	32151602
UNSPSC 21.0	32151602

## Approvals

### Approvals

#### Approvals

UL Listed / cUL Listed / EAC / cULus Listed

#### Ex Approvals

### Approval details

UL Listed		<a href="http://database.ul.com/cgi-bin/XYV/template/LISEXT/1FRAME/index.htm">http://database.ul.com/cgi-bin/XYV/template/LISEXT/1FRAME/index.htm</a>	FILE E 140324
-----------	--	---	---------------

cUL Listed		<a href="http://database.ul.com/cgi-bin/XYV/template/LISEXT/1FRAME/index.htm">http://database.ul.com/cgi-bin/XYV/template/LISEXT/1FRAME/index.htm</a>	FILE E 140324
------------	--	---	---------------

EAC		EAC-Zulassung
-----	--	---------------

## Inline terminal - IB IL AI 4/I-PAC - 2700458

### Approvals

cULus Listed



### Accessories

#### Accessories

##### Installation terminal block

Connection terminal block - AKG 4 GNYE - 0421029



Connection terminal block, nom. voltage: 300 V, nominal current: 41 A, connection method: Screw connection, Rated cross section: 4 mm<sup>2</sup>, cross section: 0.5 mm<sup>2</sup> - 6 mm<sup>2</sup>, mounting: Neutral busbar, color: green-yellow

Connection terminal block - AKG 4 BK - 0421032



Connection terminal block, nom. voltage: 300 V, nominal current: 41 A, connection method: Screw connection, Rated cross section: 4 mm<sup>2</sup>, cross section: 0.5 mm<sup>2</sup> - 6 mm<sup>2</sup>, mounting: Neutral busbar, color: black

##### Neutral conductor rail

Neutral busbar - NLS-CU 3/10 SN 1000MM - 0402174



Neutral busbar, DIN VDE 0611-4: 1991-02, material: Copper, tin-plated, color: silver

##### Pick-off terminal block

## Inline terminal - IB IL AI 4/I-PAC - 2700458

### Accessories

Connection terminal block - AK 4 - 0404017



Connection terminal block, connection method: Screw connection, Rated cross section: 4 mm<sup>2</sup>, cross section: 0.5 mm<sup>2</sup> - 6 mm<sup>2</sup>, mounting: Neutral busbar, color: silver

---

### Shield connection clamp

Shield connection clamp - SK 8 - 3025163



Shield connection clamp, for shield on busbars, contact resistance < 1 mΩ

---

Shield connection clamp - SK 14 - 3025176



Shield connection clamp, for shield on busbars, contact resistance < 1 mΩ

---

Shield connection clamp - SK 20 - 3025189



Shield connection clamp, for shield on busbars, contact resistance < 1 mΩ

---

Shield connection clamp - SK 35 - 3026463



Shield connection clamp, for shield on busbars, contact resistance < 1 mΩ

## Inline terminal - IB IL AI 4/I-PAC - 2700458

### Accessories

#### Support

Support bracket - AB-SK - 3025341

Support bracket for busbars



Support bracket - AB-SK 65 - 3026489

Support bracket, Bracket for busbars, set every 20 cm, length: 95.5 mm, width: 6.2 mm, number of positions: 1, color: gray



Support bracket - AB-SK/E - 3026476

Support bracket, Bracket for busbars, set every 20 cm, length: 10 mm, width: 56 mm, height: 20 mm, number of positions: 2, color: silver

