




Series 222B

6 x 3.5mm Compact Tactile Switch

- Surface mount gull wing and J-bend terminal configurations
- Compatible with IR reflow, and manual soldering
- Variety of operating force and actuator height options
- Optional IP67 configuration



Ordering Information

Series	Terminal Type	Actuating Direction	Actuator Height "L"	Actuator Force	Packaging	IP Protection																																
222B	M	V	A	A	R	6																																
	<table border="1"> <thead> <tr> <th>Code</th> <th>Spec.</th> </tr> </thead> <tbody> <tr> <td>M</td> <td>Surface mount gull wing</td> </tr> <tr> <td>J</td> <td>Surface mount J-bend</td> </tr> </tbody> </table>	Code	Spec.	M	Surface mount gull wing	J	Surface mount J-bend	<table border="1"> <thead> <tr> <th>Code</th> <th>Spec.</th> </tr> </thead> <tbody> <tr> <td>V</td> <td>Vertical</td> </tr> </tbody> </table>	Code	Spec.	V	Vertical	<table border="1"> <thead> <tr> <th>Code</th> <th>Spec.</th> </tr> </thead> <tbody> <tr> <td>A</td> <td>4.3mm, black housing</td> </tr> <tr> <td>B</td> <td>5.0mm, white housing</td> </tr> </tbody> </table>	Code	Spec.	A	4.3mm, black housing	B	5.0mm, white housing	<table border="1"> <thead> <tr> <th>Code</th> <th>Spec.</th> </tr> </thead> <tbody> <tr> <td>A</td> <td>160 gf, black</td> </tr> <tr> <td>B</td> <td>260 gf, white</td> </tr> </tbody> </table>	Code	Spec.	A	160 gf, black	B	260 gf, white	<table border="1"> <thead> <tr> <th>Code</th> <th>Spec.</th> </tr> </thead> <tbody> <tr> <td>R</td> <td>Tape & reel packaging</td> </tr> </tbody> </table>	Code	Spec.	R	Tape & reel packaging	<table border="1"> <thead> <tr> <th>Code</th> <th>Spec.</th> </tr> </thead> <tbody> <tr> <td>Blank</td> <td>None</td> </tr> <tr> <td>6</td> <td>IP67</td> </tr> </tbody> </table>	Code	Spec.	Blank	None	6	IP67
Code	Spec.																																					
M	Surface mount gull wing																																					
J	Surface mount J-bend																																					
Code	Spec.																																					
V	Vertical																																					
Code	Spec.																																					
A	4.3mm, black housing																																					
B	5.0mm, white housing																																					
Code	Spec.																																					
A	160 gf, black																																					
B	260 gf, white																																					
Code	Spec.																																					
R	Tape & reel packaging																																					
Code	Spec.																																					
Blank	None																																					
6	IP67																																					

Notes: Contact CTS for other common features not listed.

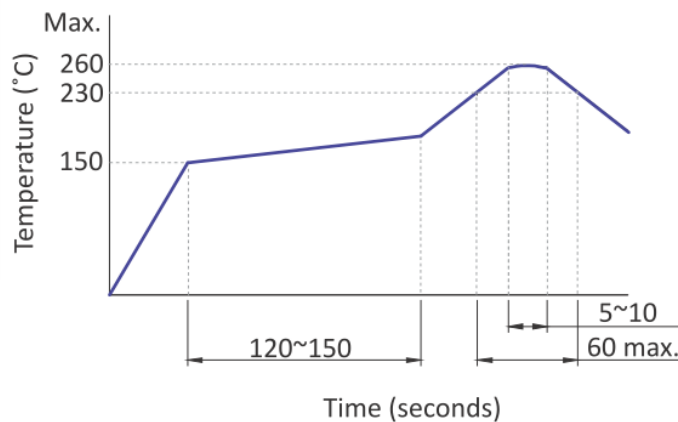
Electrical Specifications

Parameter	Conditions & Remarks	Min	Max	Unit
Contact Resistance			100	milliohms
Insulation Resistance	Between insulated terminals	100		Megohms
Dielectric Strength	1 minute between adjacent switches		250	VAC
Nonswitching Rating			50 or 12	mA or VDC

Mechanical and Environmental

Soldering	Maximum reflow temperature, 260°C for 5 seconds Maximum manual temperature, 350°C for 3 seconds
RoHS	Lead-Free. Fully compliant to RoHS Directive 2011/65/EU
Operating Force	160±50 gf 260±70 gf
Actuation Life	160 gf: 50,000 cycles 260 gf: 30,000 cycles
Actuator Strength	2 Kgf maximum
Travel	0.25±0.1 mm 0.15±0.1 mm (IP67)
Operating Temperature Range	-40°C to +85°C
Storage Temperature Range	-40°C to +85°C
Packaging	Standard tape and reel packaging

Soldering Profile



Mechanical Specifications

Figure 1 – 222BMV, Surface Mount Gull Wing, Vertical Actuation, Not IP67

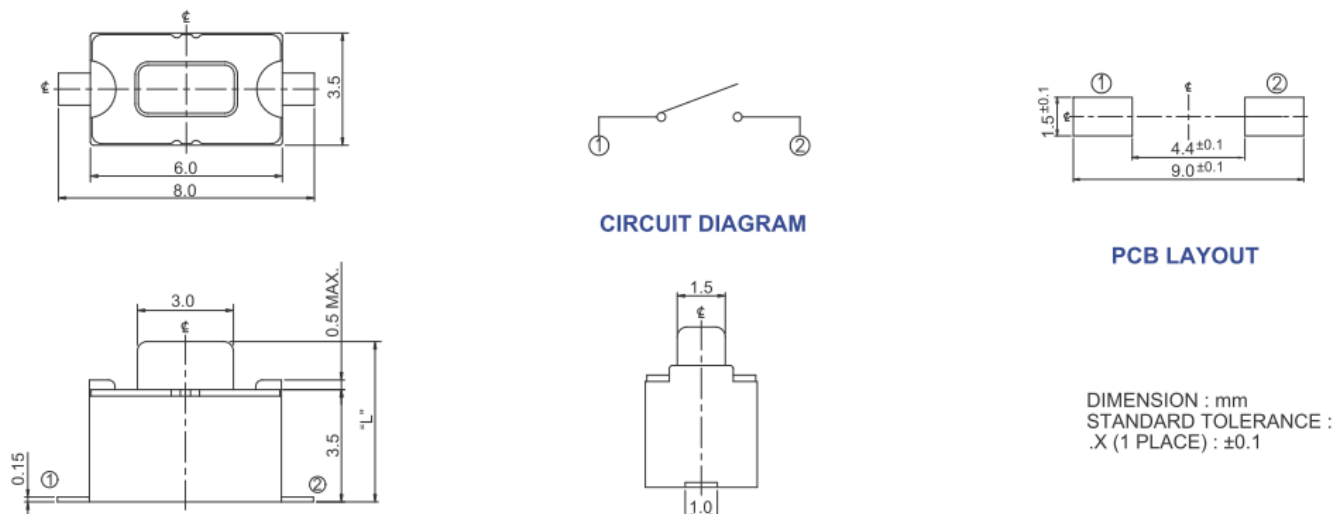


Figure 2 – 222BJV, Surface Mount J-Bend, Vertical Actuation, Not IP67

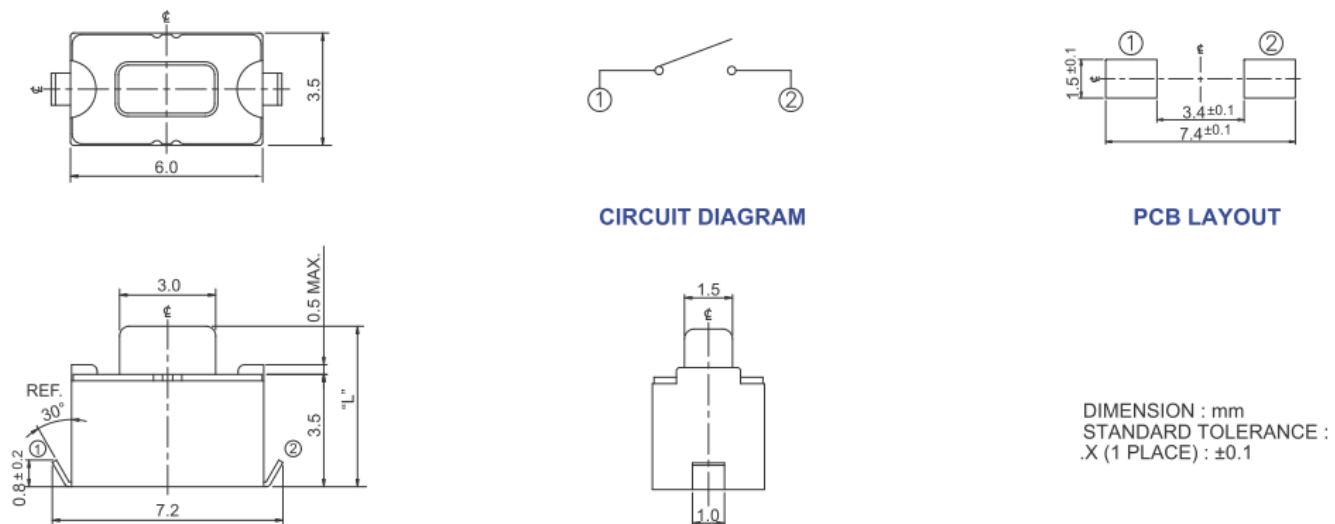


Figure 3 – 222BMV...6, Surface Mount Gull Wing, Vertical Actuation, IP67

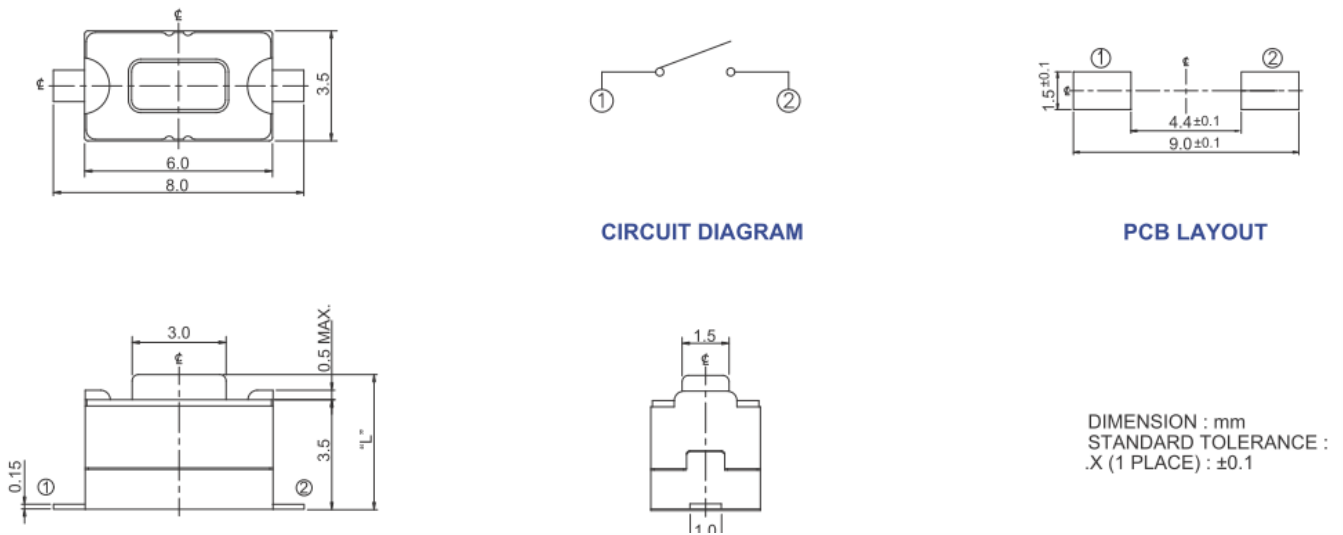
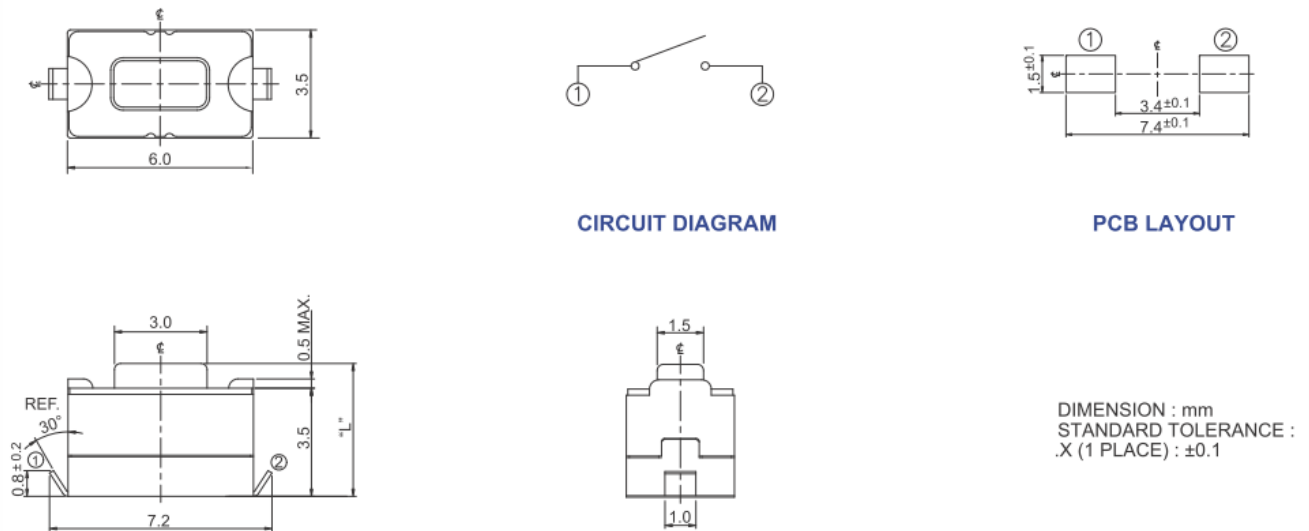


Figure 4 –222BJV...6, Surface Mount J Bend, Vertical Actuation, IP67

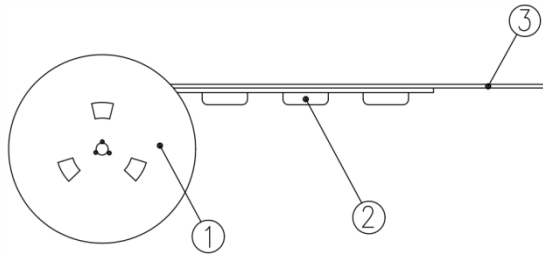


Packing: Tape and Reel

Surface Mount Gull Wing/J-Bend, Top Actuation

The packing specification:

Structure and materials:



No	PART NAME	MATERIAL
①	REEL	POLYSTYRENE
②	CARRIER TAPE	POLYSTYRENE
③	COVER TAPE	POLYESTER

1. More than 10 empty pockets should remain at each end of the carrier tape for each reel.
2. Shortage of less than 10 pcs a reel is acceptable but no more than 3 consecutive empty pockets are allowed.
3. Stripping strength of cover tape is between 10 gf to 70 gf and stripping angle should be within 165°~180°.
4. The product in the pocket of carrier tape should be placed in a specified correct position.
5. Tape and reel per EIA-481.
6. Dimensions:

