

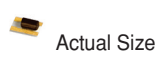

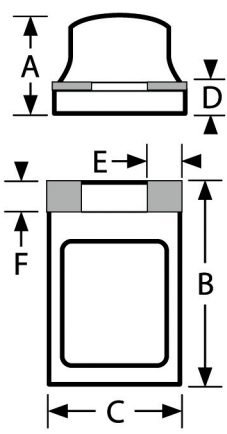
SERIES

**106
Micro i®**



Wire Bondable Chip Inductors

INDUCTANCE (µH) ±10%
 TEST FREQUENCY (MHz)
 Q MINIMUM
 SRF MINIMUM (MHz)
 DC RESISTANCE MAXIMUM (OHMS)
 CURRENT RATING MAXIMUM (mA)
 DASH NUMBER*



Physical Parameters

	Inches	Millimeters
A	0.075 Max.	1.91 Max.
B	0.155 Max.	3.94 Max.
C	0.110 Max.	2.79 Max.
D	0.015 Ref.	0.38 Ref.
E	0.030 ± 0.005	0.76 ± 0.13
F	0.025 Min.	0.64 Min.

Weight Max. (Grams) 0.2

Current Rating at 90°C Ambient 35°C Rise

Operating Temperature -55°C to +125°C

Maximum Power Dissipation at 90°C 0.140 W

Termination Areas Gold plated per MIL-G-45204, Type III; Grade A. Internal Connections are Thermal Compression Bonded

****Note** Self Resonant Frequency (SRF) values above 230 MHz are calculated and for reference only

Packaging Bulk only

Made in the U.S.A

SERIES 106 PHENOLIC CORE						
-100K	0.010	45	150	1700	0.070	1200
-120K	0.012	45	150	1600	0.070	1200
-150K	0.015	45	150	1500	0.070	1200
-180K	0.018	45	150	1400	0.070	1200
-220K	0.022	45	100	1300	0.070	1200
-270K	0.027	45	100	1200	0.070	1200
-330K	0.033	47	100	1100	0.070	1200
-390K	0.039	47	100	1000	0.070	1200
-470K	0.047	47	100	900	0.080	1100
-560K	0.056	47	100	850	0.090	1050
-680K	0.068	47	100	840	0.100	1000
-820K	0.082	47	100	750	0.110	960
SERIES 106 IRON CORE						
-101K	0.10	40	25.0	550	0.15	820
-121K	0.12	42	25.0	400	0.20	710
-151K	0.15	42	25.0	350	0.25	635
-181K	0.18	45	25.0	300	0.30	580
-221K	0.22	45	25.0	260	0.33	550
-271K	0.27	45	25.0	230	0.37	520
-331K	0.33	45	25.0	200	0.40	500
-391K	0.39	45	25.0	190	0.45	475
-471K	0.47	45	25.0	180	0.50	450
-561K	0.56	42	25.0	170	0.55	425
-681K	0.68	42	25.0	160	0.60	410
-821K	0.82	42	25.0	150	0.70	380
-102K	1.0	42	25.0	130	0.80	355
-122K	1.2	36	7.9	120	0.90	335
-152K	1.5	36	7.9	100	1.10	300
-182K	1.8	38	7.9	90	1.30	265
-222K	2.2	38	7.9	85	1.50	250
-272K	2.7	41	7.9	82	1.70	230
-332K	3.3	42	7.9	75	1.80	225
-392K	3.9	42	7.9	65	2.00	215
-472K	4.7	41	7.9	55	2.30	200
-562K	5.6	41	7.9	45	2.60	185
-682K	6.8	36	7.9	40	2.80	180
-822K	8.2	36	7.9	35	3.00	175
-103K	10.0	36	7.9	33	3.30	165
-123K	12.0	32	2.5	26	4.00	150
-153K	15.0	32	2.5	24	5.20	135
-183K	18.0	32	2.5	21	4.50	130
-223K	22.0	32	2.5	19	7.50	110
-273K	27.0	32	2.5	14	8.00	105
-333K	33.0	30	2.5	12	13.0	85
-393K	39.0	30	2.5	10	17.0	75
-473K	47.0	30	2.5	9.0	19.0	70

Optional Tolerances: J = 5% H = 3% G = 2% F = 1%
 *Complete part # must include series # PLUS the dash #

