THIS DRAWING IS A CONTROLLED DOCUMENT

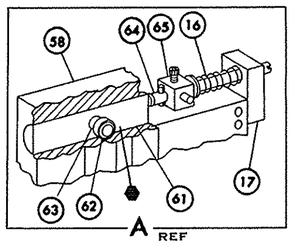

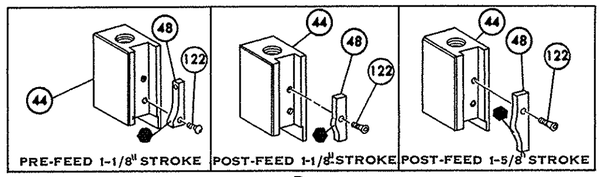

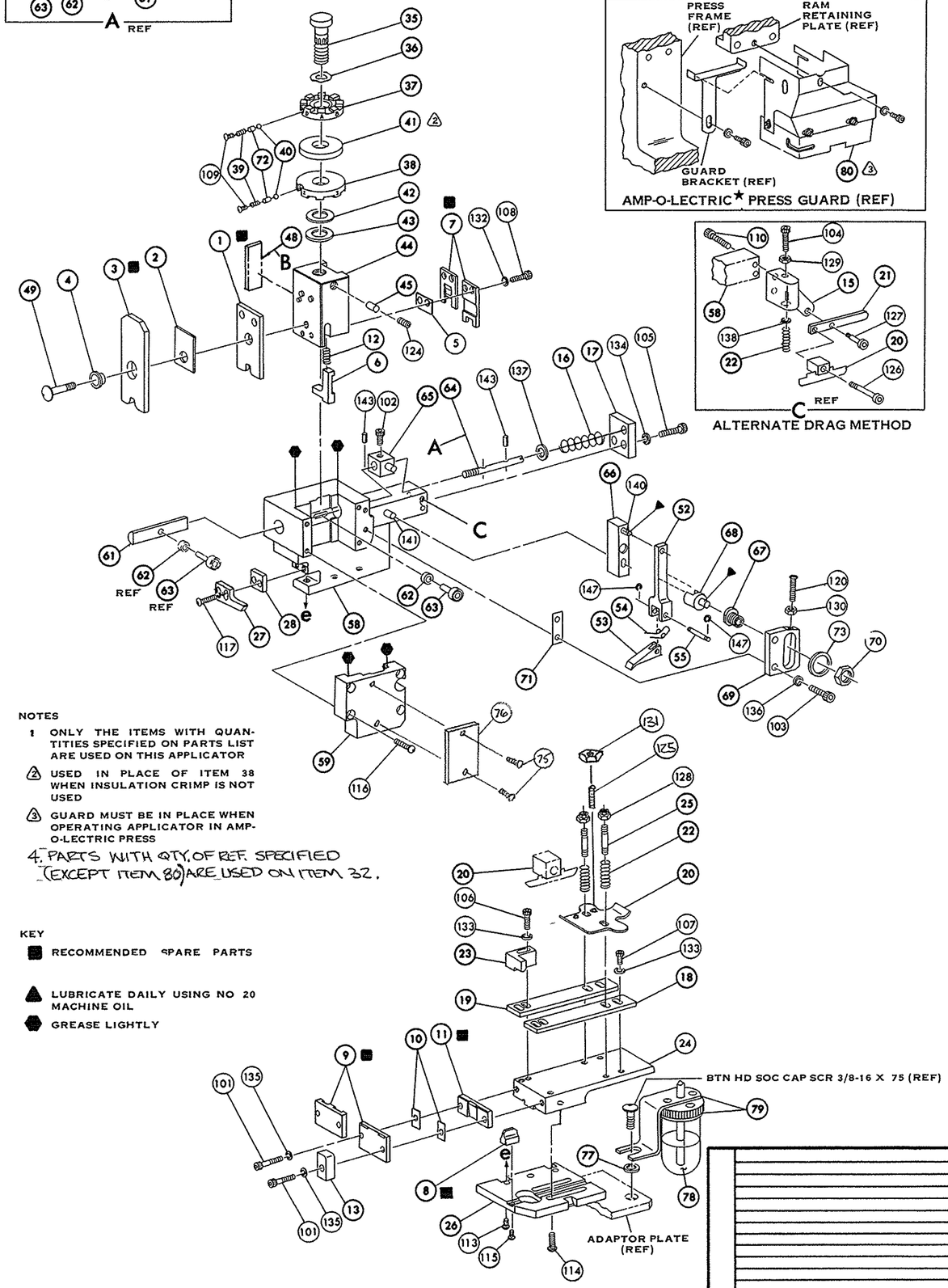

NOTES

1 ONLY THE ITEMS WITH QUANTITIES SPECIFIED ON PARTS LIST ARE USED ON THIS APPLICATOR

2 USED IN PLACE OF ITEM 38 WHEN INSULATION CRIMP IS NOT USED

3 GUARD MUST BE IN PLACE WHEN OPERATING APPLICATOR IN AMP-O-LECTRIC PRESS

4. PARTS WITH QTY. OF REF. SPECIFIED (EXCEPT ITEM 80) ARE USED ON ITEM 32.

KEY

■ RECOMMENDED SPARE PARTS

▲ LUBRICATE DAILY USING NO 20 MACHINE OIL

⬢ GREASE LIGHTLY

REQ	PART NO.	DESCRIPTION	NO	REQ	PART NO.	DESCRIPTION	NO
			162	REF	690517-1	SPACER	71
			161	↑	22594-8	HEX. NUT	70
			160		240628-1	PLATE, ADJ	69
			159		240626-1	SHAFT, PIVOT	68
			158		240633-1	BUSHING	67
			157		455680-1	LEVER, INTERMEDIATE	66
			156		240629-1	BLOCK, PIVOT	65
			155		240632-2	SCREW, ADJ	64
			154		240659-3	PIN, CAM ROLLER	63
			153	↓	240658-1	CAM, ROLLER	62
			152	REF	454398-1	ROD, FEED	61
			151				60
			150	REF	454220-1	CAP, RAM	59
			149	REF	453736-1	HOUSING	58
			148				57
REF	21045-3	RING, RETAINING 'C' (.187 DIA) FEED PIN	147				56
			146	REF	240624-1	PIN, FEED FINGER	55
			145	REF	691499-1	SPRING, FEED FINGER	54
			144	REF	240635-1	FINGER, FEED	53
REF	5- 21028-1	PIN, SLOT SPG (.12 DIA x .50) FEED ADJ ROD	143	REF	240634-1	LEVER, TERMINAL	52
			142				51
REF	1- 21030-7	PIN, DOWEL (.187 DIA x 1.50) HOUSING	141				50
REF	1- 21030-1	PIN, DOWEL (.187 DIA x .50) LEVER	140	1	7-21002-9	BOLT, CRIMPER	49
			139	1	690501-4	CAM, POSTFEED 1- 5/8 STROKE	48
—	22260-5	WASH, FLAT (NO. 6) DRAG SPRING	138				47
REF	21899-4	WASH, FLAT (NO. 5/16 DIA) SCR ADJ	137				46
REF	21024-5	WASH, LOCK (NO. 10) FEED ADJ PLATE	136	1	690191-1	PLUG, NYLON	45
2	21024-5	WASH, LOCK (NO. 10) SHEAR PLATES	135	1	455674-2	RAM	44
REF	21024-5	WASH, LOCK (NO. 10) FEED ROD GUIDE	134	1	690125-1	WASHER, LAMINATED	43
4	21024-4	WASH, LOCK (NO. 8) STRIP GUIDE	133	1	690124-1	WASHER, RAM	42
2	21024-4	WASH, LOCK (NO. 8) SHEAR BLADE	132	1	690223-1	SPACER, DISC	41
2	21018-4	NUT, HEX MACH (4-40) DRAG	131	1	23241-6	BALL, STEEL	40
REF	21068-5	NUT, HEX MACH (6-32) FEED ADJ PLATE	130	1	690170-1	SPRING, COMPRESSION	39
—	21018-7	NUT, HEX MACH (10-32) DRAG SPRING	129			DISC, INSULATION	38
2	21022-2	NUT, HEX SELF-LKG (8-32) DRAG STUDS	128	1	7-690141-6	DISC, WIRE	37
—	5- 21004-7	SCR, SKT HD SHLD (.250 DIA x .25) DRAG ARM	127	1	22480-5	WASHER, SPRING	36
—	21004-5	SCR, SKT HD SHLD (.250 DIA x 1.00) DRAG	126	1	690212-1	POST, RAM	35
2	4-21078-8	SCR, SET. SET OVAL PT (4-40 X .75) DRAG	125				34
1	21009-2	SCR, SKT SET (1/4-20 x 25) NYLOK RAM	124				33
			123	1	458980-1	APPL BASIC (SUB ASSY)	32
1	2- 21003-0	SCR, FLAT HD SOC CAP (6-32 x .50) CAM	122				31
			121				30
REF	3- 21064-2	SCR, RDH HD MACH (6-32 x 1.50) FEED ADJ	120				29
			119	1	3-690451-2	SPACER, STRIPPER	28
			118	1	240639-1	STRIPPER	27
2	2-21002-2	SCR, BTN HD SKT CAP (8-32 x .50) STRIPPER	117	REF	455676-1	PLATE, BASE	26
REF	2- 21002-9	SCR, BTN HD SKT CAP (10-32 x .75) HSG CAP	116	2	22354-8	DRAG, STUD	25
1	22733-8	SCR, BTN HD SKT CAP (8-32 x .38) NYLOK ANVIL	115	1	455678-1	PLATE, STRIP GUIDE	24
4	3- 21002-3	SCR, BTN HD SKT CAP (1/4-20 x .50) STR GDE PL	114			PLATE, STRIP HOLD	23
REF	1-24073-9	SCR, BTN HD SKT CAP (1/4-20 x .75) BASE PLATE	113	2	4-22281-1	SPRING, DRAG	22
			112	—	240636-1	LEVER, DRAG	21
			111	1	454177-1	DRAG, STOCK	20
—	2- 21000-4	SCR, SKT HD CAP (6-32 x 1.00) DRAG ADAPTOR	110	1	458030-3	GUIDE, STRIP REAR	19
1	23030-1	SCR, SKT HD CAP (6-32 x .25) NYLOK C. P. DISC	109	1	458031-3	GUIDE, STRIP FRONT	18
2	2-21000-6	SCR, SKT HD CAP (8-32 x .38) SHEAR BLADE	108	REF	454178-1	GUIDE, FEED ROD	17
3	7-21000-4	SCR, SKT HD CAP (8-32 x .31) STRIP GUIDE	107	REF	4-22284-9	SPRING, FEED RETURN	16
1	7-21000-4	SCR, SKT HD CAP (8-32 x .31) STRIP GUIDE	106	—	454665-1	ADAPTOR, DRAG	15
REF	3- 21000-7	SCR, SKT HD CAP (10-32 x .75) FD ROD GUIDE	105				14
—	3- 21000-9	SCR, SKT HD CAP (10-32 x 1.00) DRAG SPRING	104			SPACER, HOLD DOWN	13
REF	3- 21000-6	SCR, SKT HD CAP (10-32 x .62) FD ADJ PLATE	103			SPRING, HOLD DOWN	12
REF	3- 21000-4	SCR, SKT HD CAP (10-32 x .38) PIVOT BLK	102	1	240644-1	PLATE, REAR SHEAR ■	11
2	3- 21002-0	SCR, BTN HD CAP (10-32 x .88) SHEAR PLATES	101			SPACER, SHEAR PLATE	10
REF	455745-1	GUARD, WINDOW △3	80	1	690482-5	PLATE, FRONT SHEAR ■	9
—	465184-9	LUBRICATOR ASSY	79	1	1-240659-4	ANVIL ■	8
—	22014-1	OIL SYNTHETIC	78	1	690474-5	BLADE, SLUG ■	7
—	454406-1	SPACER, LUBRICATOR BRACKET	77			HOLD DOWN	6
1	461264-1	PLATE, IDENTIFICATION	76	1	1-240641-3	SPACER, SHEAR BLADE	5
2	21017-2	SCR, DRIVE (2X.19) ID PLATE	75			SPACER, TUBULAR, INS CRIMPER	4
			74			CRIMPER, INSULATION ■	3
REF	458109-1	WASHER, FLAT (SPECIAL)	73			SPACER, INSULATION	2
1	690603-1	SPRING, ASSIST	72	1	1-456409-5	CRIMPER, WIRE ■	1

CRIMPING DATA

THIS APPLICATOR WILL APPLY: 42054

PAD LETTER	CRIMP HEIGHT	WIRE SIZE	WIRE STRIP LENGTH
A	.091	14	
B	.082	16	
C	.078	18	
D	NOT	USED	

	SIZE	TYPE	FEED	PRESS REF.
CRIMP				
WIRE	.120	F	.520	—
INSULATION	—	—		

INSULATION RANGE	WIRE RANGE	APPLICATOR INSTRUCTION
—	18-14	AI 8039

REMARKS AMPOMATOR

APPL SPEC 114-2084

LTR	REVISION RECORD	ECN	DR/CK	DATE
G	ECR-08-012944		TM	05/08
F1	ECR-06-007275		TM/GB	1-06
F	ECN 0150-0762-02		TM/CE	6-02
E	0150-0518-01		CE	5-01
D1	0150-8600-98		CE/CE	8 98
D	0150-6789-96		CE/JD	4 96
C	ECN A160688		NB/CE	11-86
B	REV. PER ECN R-5610		TS/MM	2-15-84
A	REV PER ECN	R 210	JFY	12-20-78
01	REV PER ECN	L 9883	JF	7-18-78

SET UP GAGE 458638-1 | LAYOUT NO. 56 | DRAWN 5-22-73 BAWOLFE | APPROVED 5-23-73 | CHECKED 5-23-73 | REL 5-24-73 M.L. WOODRUFF

AMP INCORPORATED HARRISBURG, PENNA.

LOC A C | NO. 687820-1 | REV. G

SCALE NONE | NAME MINIATURE QUICK CHANGE APPLICATOR END-FEED (RING)

CAGE CODE 00779 | CUSTOMER AND ASSEMBLY DRAWING | RESTRICTED TO

687820-1

THIS DRAWING IS UNPUBLISHED © COPYRIGHT 1998 BY AMP INCORPORATED ALL RIGHTS RESERVED
RELEASED FOR PUBLICATION JULY 1998
DIMENSIONS IN INCHES DO NOT SCALE PRINT

DIST. | PRINT 066

★TRADEMARK OF AMP INCORPORATED