


PCB terminal block - FFKDSA1/H-2,54-10 - 1789333

Please be informed that the data shown in this PDF Document is generated from our Online Catalog. Please find the complete data in the user's documentation. Our General Terms of Use for Downloads are valid (<http://phoenixcontact.com/download>)



PCB terminal block, nominal current: 6 A, pitch: 2.54 mm, number of positions: 10, connection method: Push-in spring connection, mounting: Wave soldering, conductor/PCB connection direction: 0 °, color: green


The figure shows a 10-position version

Your advantages

- ✓ Time saving push-in connection, tools not required
- ✓ Defined contact force ensures that contact remains stable over the long term
- ✓ Intuitive use through colour coded actuation lever
- ✓ Operation and conductor connection from one direction enable integration into front of device
- ✓ Two solder pins reduce the mechanical strain on the soldering spots
- ✓ The latching on the side enables various numbers of positions to be combined



Key Commercial Data

Packing unit	10 pc
GTIN	 4 017918 232535
GTIN	4017918232535

Technical data

Dimensions

Length [l]	13.6 mm
Pitch	2.54 mm
Dimension a	22.86 mm
Width [w]	27.9 mm
Height	12.6 mm
Height [h]	16.2 mm
Solder pin [P]	3.6 mm
Pin spacing	5.08 mm
Hole diameter	1.1 mm

PCB terminal block - FFKDSA1/H-2,54-10 - 1789333

Technical data

General

Range of articles	FFKDS(A) 0,5/...-H
Insulating material group	I
Rated surge voltage (III/3)	2.5 kV
Rated surge voltage (III/2)	2.5 kV
Rated surge voltage (II/2)	2.5 kV
Rated voltage (III/3)	63 V
Rated voltage (III/2)	160 V
Rated voltage (II/2)	320 V
Connection in acc. with standard	EN-VDE
Nominal current I_N	6 A
Nominal cross section	0.5 mm ²
Insulating material	PA
Flammability rating according to UL 94	V0
Stripping length	11 mm
Number of positions	10

Connection data

Conductor cross section AWG min.	26
Conductor cross section AWG max.	20

Standards and Regulations

Connection in acc. with standard	EN-VDE
	CSA
Flammability rating according to UL 94	V0

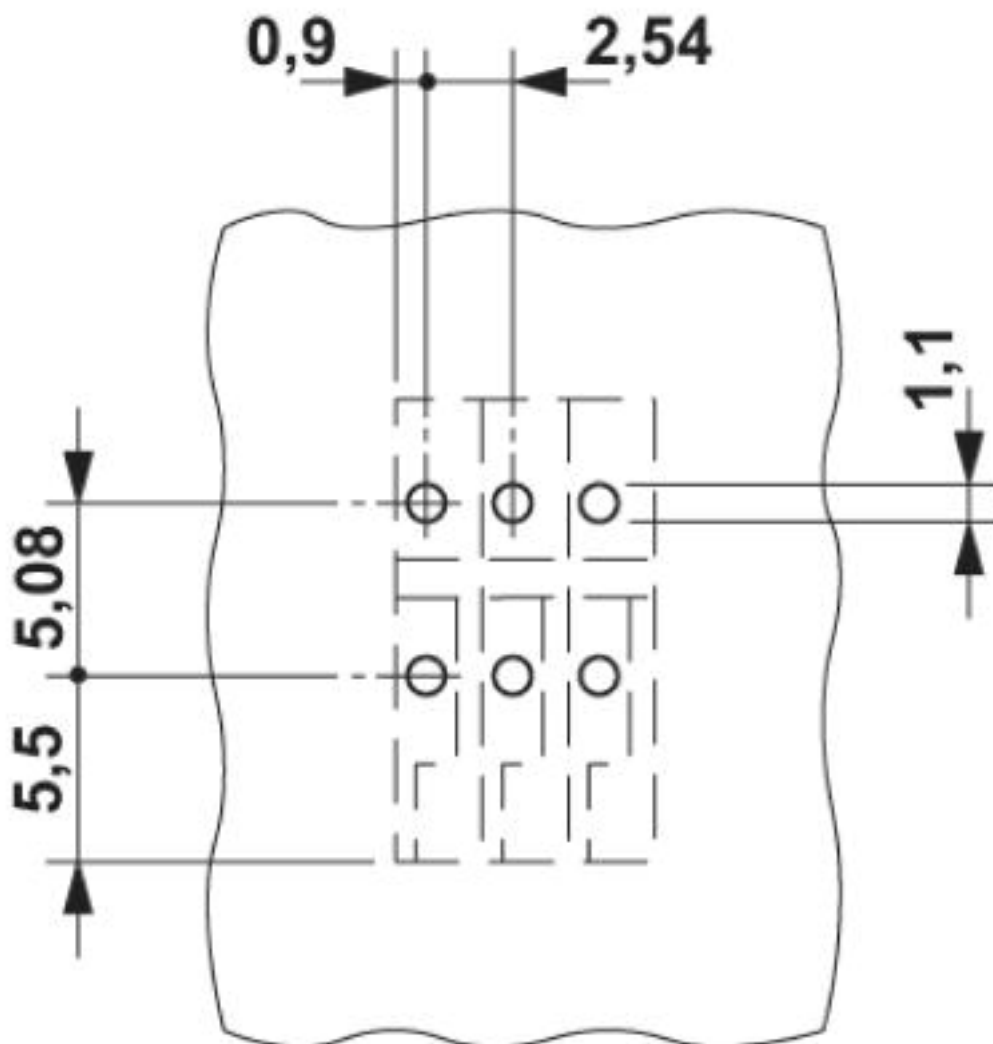
Environmental Product Compliance

China RoHS	Environmentally friendly use period: unlimited = EFUP-e
	No hazardous substances above threshold values

Drawings

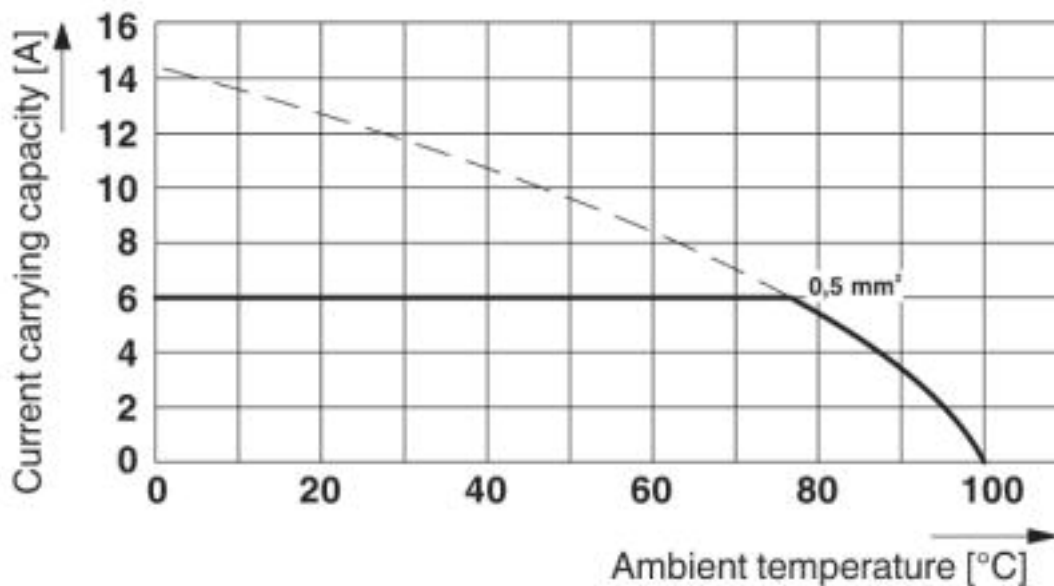
PCB terminal block - FFKDSA1/H-2,54-10 - 1789333

Drilling diagram



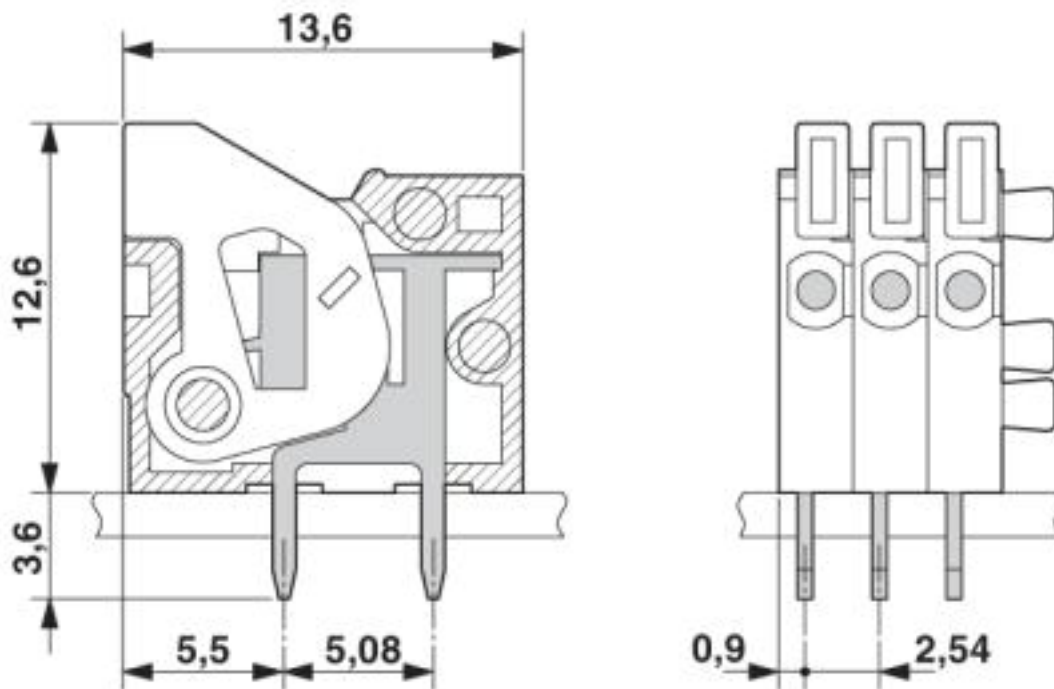
PCB terminal block - FFKDSA1/H-2,54-10 - 1789333

Diagram



Type: FFKDS/H-2,54
Test following DIN EN 60512-5-2:2003-01
Reduction factor = 1
No. of positions: 5

Dimensional drawing



PCB terminal block - FFKDSA1/H-2,54-10 - 1789333

Approvals

Approvals

Approvals

CSA / EAC / cULus Recognized

Ex Approvals

Approval details

CSA		http://www.csagroup.org/services-industries/product-listing/	13631
		B	
Nominal voltage UN	150 V		
Nominal current IN	6 A		
mm ² /AWG/kcmil	20		

EAC		B.01742	
-----	--	---------	--

cULus Recognized		http://database.ul.com/cgi-bin/XYV/template/LISEXT/1FRAME/index.htm	E60425-19870330
		B	
Nominal voltage UN	150 V		
Nominal current IN	6 A		
mm ² /AWG/kcmil	26-20		

Phoenix Contact 2019 © - all rights reserved
<http://www.phoenixcontact.com>

PHOENIX CONTACT GmbH & Co. KG
Flachsmarktstr. 8
32825 Blomberg
Germany
Tel. +49 5235 300
Fax +49 5235 3 41200
<http://www.phoenixcontact.com>