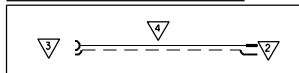


PARTIAL VIEW
SCALE 5:1

WIRING DIAGRAM : 16 CORE CABLE

CONTACT	CONDUCTOR No.	CIRCUIT No.
INNER	1	1
OUTER	2	15
		16

WIRING DIAGRAM : COAXIAL CABLE ASSEMBLY



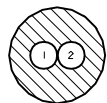
CABLE SPECIFICATION : 2 CORE CABLE

LEAD TYPE: FLAT RIBBON ROUND OTHER
 SPIRAL CABLE YES NO
 NO. OF CONDUCTORS 2

2. CABLE REQUIREMENTS : N/A

3. CONDUCTOR SPECIFICATIONS :

CONDUCTOR	CONDUCTOR NO.	
	1	2
- MATERIAL	TIMED Cu	TIMED Cu
- S.W.G.	22	22
- STRANDING QTY/GAUGE	7/30	7/30
- TENSILE STRENGTH	N/A	N/A
INSULATION :		
- MATERIAL	PVC	PVC
- MIN. WALL THICKNESS	0.22 REF	
- COLOUR	RED	BLACK
- OUTSIDE DIAMETER	1.20 REF	
DIRECTION OF LAY	5	
LENGTH OF LAY	48	
U.L. PACKING	UK - 2464	



4. FILLER : ENOUGH TO MAKE THE ASSEMBLY ROUND

5. SEPARATION :	N/A
6. SHIELD :	Foil TYPE N/A Foil FACING N/A
7. DRAIN WIRE :	GAUGE N/A STANDING N/A REQUIREMENT N/A
8. SPIRAL/BRAID :	GAUGE N/A COPPER TYPE N/A COVERAGE N/A
9. CABLE JACKET :	TYPE PVC FINAL DIAMETER 4.2 REF MIN. THICKNESS N/A COLOUR BLACK FINISH MATTE U.L. RATING UK - 2464 HARDNESS N/A STRETCHABILITY N/A MARKINGS "24851-21303-A107-1" YEAR / MONTH MXI PRINTED IN WHITE EVERY 300.00mm / MONTH OF MANUFACTURE TO IEC 62 INDEX 5.1
10. PACKAGING :	PACKAGING SEE PACKAGING SPECIFICATION ESTABLISHED BY LOCAL PURCHASING AND MANUFACTURING DEPARTMENTS.

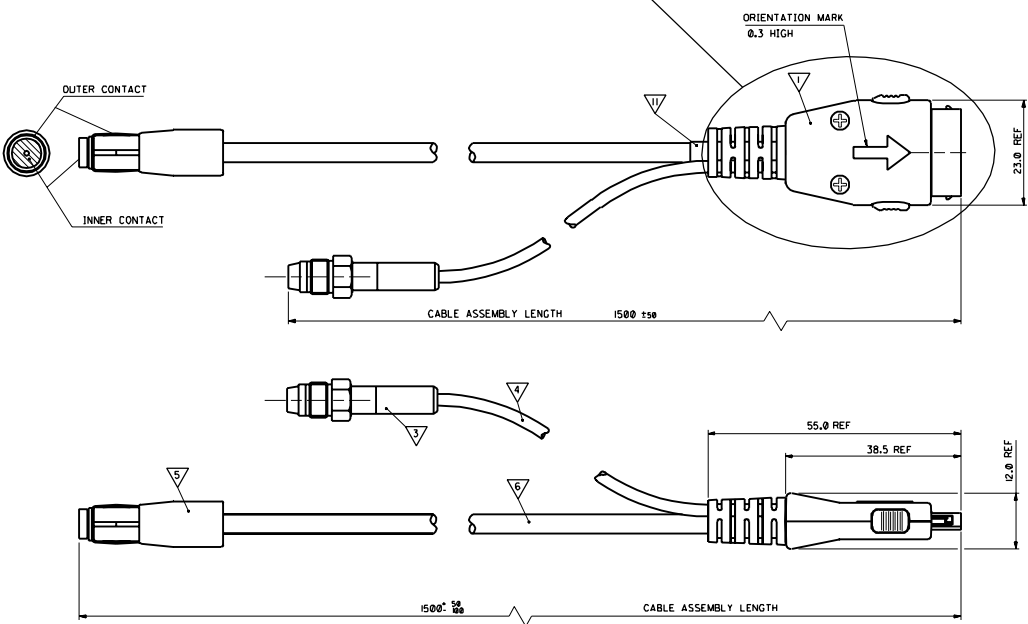
BILL OF MATERIALS

NO.	QUANTITY	SUPPLIER	DESCRIPTION	PART No.	SEE NOTE
1	1	MOLEX	16 CIRCUIT 1/0 MOBILE PHONE PLUG CONNECTOR	90813-0001	1, 2, 3
2	1	MOLEX	COAXIAL RF CONNECTOR	90853-0001	5
3	1	ROSENBERGER	COAXIAL RF CONNECTOR	26K101-102	5
4	1	NO PREFERRED SUPPLIER	COAXIAL CABLE 50 OHM	RG 174 A/U	5
5	1	SGS THOMSON	CIGARETTE LIGHTER WITH ELECTRONIC AND CABLE	CW 0507-V01	5
6	1	MOLEX	2 CORE CABLE SEE CABLE SPECIFICATION	99036-0003	4, 5
7	4	NO PREFERRED SUPPLIER	1.6 BORE HEAT SHRINK INSULATION TUBING	99036-0003	4, 5
8	1	MOLEX	MOLDED ON GROMMET		5, 6
9	1	NO PREFERRED SUPPLIER	HEAT SHRINK INSULATION TUBING	90848-0007	4, 5
10	1	NO PREFERRED SUPPLIER	CRIMP RING	90875-0001	5
11	1	NO PREFERRED SUPPLIER	HEAT SHRINK TUBING		5

NOTES:

- MATES WITH SERIES 90811 HANDSET CONNECTOR.
- SEE PRODUCT SPECIFICATION No. PS-99020-0033
- POWER CONTACTS TO BE ON CIRCUITS 1, 2, 15, 16
- ALL CABLE CONDUCTORS AND RF ARE TO BE COVERED WITH HEAT SHRINK INSULATION TUBING
- ONLY AVAILABLE FROM MOLEX AS PART OF A CABLE ASSEMBLY
- SEE GROMMET SPECIFICATION ES-99038-0001
- SEE PACKING SPEC ES-99039-0002, LABELLED AS SHOWN BELOW. YEAR AND MONTH "XX" TO BE PRINTED ACCORDING TO IEC 62 INDEX 5.1.
- SEE APPLICATION SPEC. ES-99033-0003

V24851-21303-A107-1
W0455
XX MXI
MOLEX 90813-1002



FOR PREVIOUS DRAWING ISSUES SEE MRL.

INCREASE IN ASSY TEL. NO. INCREASE IN ASSY CDR. INCREASE IN ASSY ENGR. IN.

REVISIONS

DATE

BY

CHKD BY

APPD BY

DATE

SCALE

2:1

REVISIONS ONLY ON CAD SYSTEM

DATE

FILE

SYSTEM CONNECTOR PLUG CABLE ASSEMBLY

MOLEX EUROPE

SHEET NO. DATE

10F 1 94 / 11

90813-1002

SDA-90813-1002