

JC26E SERIES CONNECTORS

1.27mm (.050") Contact Spacing, Connectors for Compact Flash Type I/II

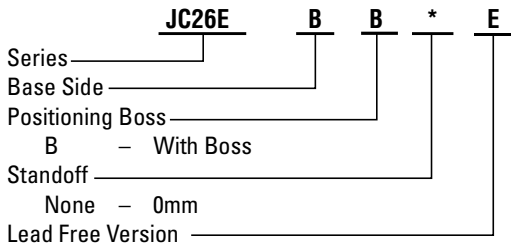


FEATURES

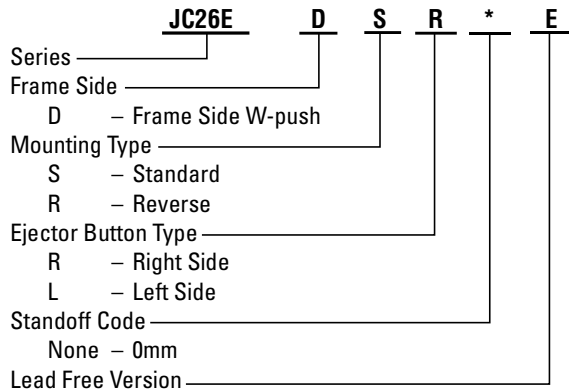
- Slot structure that complies with CFA (Compact Flash Association) Type I/II
- Mechanical strength has been improved by anchoring the frame and base with screws
- The board mounting space is the same as on the existing JC26C Series
- The eject button is of the space saving W-push type
- Compatible with both standard and reverse types
- The button position (right or left) can be selected

ORDERING INFORMATION

• Base Side



• Frame Side



.....

In comparison with the existing CF Card socket, the mechanical strength of the JC26E Series has been improved by changing the structure to anchor the frame and base connectors with screws. This product is effective for preventing the connector damage that can easily occur when a weight load is placed on the PDA extend card, etc. (cards whose outline protrudes beyond the slot).

GENERAL SPECIFICATIONS

Number of Contacts	50 pos.
Contact Spacing	1.27mm (.050")
Contact Resistance	40 milliohms max.
Dielectric Withstanding Voltage	500 VAC r.m.s. (for one minute)
Insulation Resistance	1000 megohms min. (after test)
Rated Current	0.5 A (per pos.)
Operating Temperature	-20°C to +60°C
Contact Life Durability	10,000 Cycles min.

MATERIALS AND FINISHES

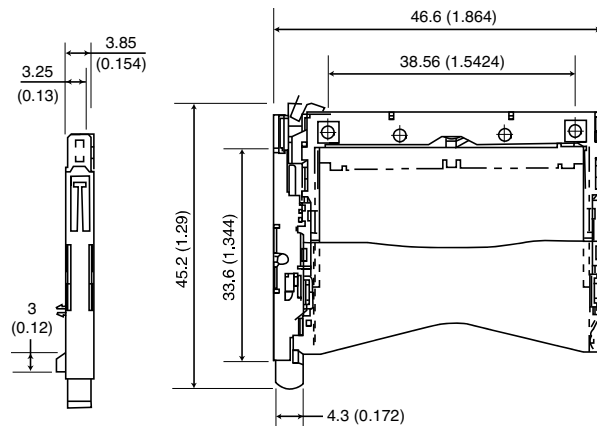
•Base Side

Components	Materials/Finishes
Insulator	Glass Filled PPS (UL94V-0)
Contact	Copper Alloy Contact Area: Gold Plating over Nickel more than 0.1µm Terminal Area: Tin-Lead Plating over Nickel

•Frame Side

Description	Materials/Finishes
Frame	Glass-filled PBT (UL94V-0, Black)
Cover	Glass-filled PBT (UL94V-0, Stainless Steel)
Plate	Stainless Steel
Lever	Stainless Steel
Earth Lug	Copper Alloy
Nut	Steel/ Nickel Plating (M2)

Connector Profile (Ref.)



Dimensions and specifications subject to change without notice.