



# HSE18-A4A2BA

SureSense

HYBRID PHOTOELECTRIC SENSORS

**SICK**  
Sensor Intelligence.



### Ordering information

| Type         | Part no. |
|--------------|----------|
| HSE18-A4A2BA | 1071750  |

Other models and accessories → [www.sick.com/SureSense](http://www.sick.com/SureSense)

Illustration may differ



### Detailed technical data

#### Features

|  |                                   |
|--|-----------------------------------|
| <b>Sensor/ detection principle</b>     | Through-beam photoelectric sensor |
| <b>Dimensions (W x H x D)</b>          | 16.2 mm x 48.5 mm x 31.8 mm       |
| <b>Housing design (light emission)</b> | Hybrid                            |
| <b>Thread diameter (housing)</b>       | M18                               |
| <b>Mounting system type</b>            | M18, nose / side (24 ... 24.5 mm) |
| <b>Housing color</b>                   | Blue                              |
| <b>Sensing range max.</b>              | 0 m ... 25 m                      |
| <b>Sensing range</b>                   | 0 m ... 20 m                      |
| <b>Type of light</b>                   | Visible red light                 |
| <b>Light source</b>                    | PinPoint LED <sup>1)</sup>        |
| <b>Light spot size (distance)</b>      | 400 mm x 200 mm (10 m)            |
| <b>Wave length</b>                     | 631 nm                            |
| <b>Adjustment</b>                      |                                   |
|  | Potentiometer, right None         |
|  | Potentiometer, left None          |
| <b>Adjustment</b>                      | Adjustment                        |
| <b>Special features</b>                | Signal strength light bar         |

<sup>1)</sup> Average service life: 100,000 h at T<sub>J</sub> = +25 °C.

## Mechanics/electronics

|  |  |
|--|--|
| <b>Supply voltage</b>                  | 10 V DC ... 30 V DC  |
| <b>Ripple</b>                          | < 5 V <sub>pp</sub> <sup>1)</sup>  |
| <b>Power consumption</b>               | 20 mA <sup>2)</sup>  |
| <b>Switching output</b>                | PNP<br>NPN   |
| <b>Switching mode</b>                  | Dark switching   |
| <b>Switching output detail</b>         |  |
| Switching output Q1                    | PNP, Dark switching  |
| Switching output Q2                    | NPN, Dark switching  |
| <b>Output current I<sub>max.</sub></b> | ≤ 100 mA   |
| <b>Response time</b>                   | ≤ 0.5 ms <sup>3)</sup>   |
| <b>Switching frequency</b>             | 1,000 Hz <sup>4)</sup>   |
| <b>Connection type</b>                 | Male connector M12, 4-pin  |
| <b>Circuit protection</b>              | A <sup>5)</sup><br>B <sup>6)</sup><br>D <sup>7)</sup>  |
| <b>Protection class</b>                | III <sup>8)</sup>  |
| <b>Weight</b>                          | 18 g   |
| <b>Housing material</b>                | Plastic, VISTAL®   |
| <b>Optics material</b>                 | Plastic, PMMA  |
| <b>Enclosure rating</b>                | IP67<br>IP69K  |
| <b>EMC</b>                             | EN 60947-5-2 (The sensor complies with the Radio Safety Requirements (EMC) for the industrial sector (Radio Safety Class A). It may cause radio interference if used in a residential area.) |
| <b>Ambient operating temperature</b>   | -40 °C ... +70 °C  |
| <b>Ambient storage temperature</b>     | -40 °C ... +75 °C  |
| <b>UL File No.</b>                     | E189383  |

<sup>1)</sup> May not exceed or fall below U<sub>v</sub> tolerances.

<sup>2)</sup> Without signal strength light bar and load.

<sup>3)</sup> Signal transit time with resistive load.

<sup>4)</sup> With light/dark ratio 1:1.

<sup>5)</sup> A = V<sub>S</sub> connections reverse-polarity protected.

<sup>6)</sup> B = inputs and output reverse-polarity protected.

<sup>7)</sup> D = outputs overcurrent and short-circuit protected.

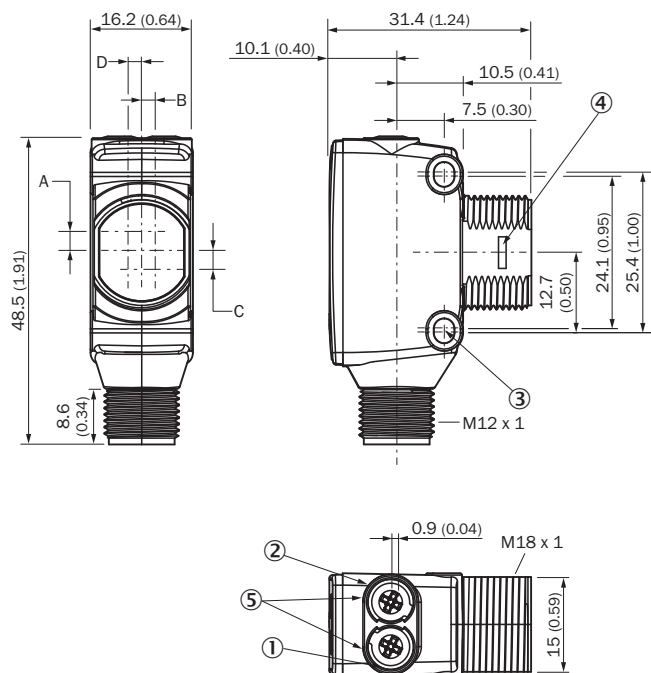
<sup>8)</sup> Reference voltage: 50 V DC.

## Classifications

|                     |          |
|---------------------|----------|
| <b>ECl@ss 5.0</b>   | 27270904 |
| <b>ECl@ss 5.1.4</b> | 27270904 |
| <b>ECl@ss 6.0</b>   | 27270904 |
| <b>ECl@ss 6.2</b>   | 27270904 |
| <b>ECl@ss 7.0</b>   | 27270904 |
| <b>ECl@ss 8.0</b>   | 27270904 |
| <b>ECl@ss 8.1</b>   | 27270904 |

|                       |          |
|-----------------------|----------|
| <b>ECI@ss 9.0</b>     | 27270904 |
| <b>ETIM 5.0</b>       | EC002719 |
| <b>ETIM 6.0</b>       | EC002719 |
| <b>UNSPSC 16.0901</b> | 39121528 |

### Dimensional drawing (Dimensions in mm (inch))



- ① LED indicator yellow: Status of received light beam
- ② LED indicator green: power on
- ③ M3 mounting hole
- ④ Snap Connection for flush ring (sold separately)
- ⑤ Potentiometer (if selected) or LED Indicators

| Dimensions in mm (inch)                 | Receiver     |            | Sender     |            |
|---|--------------|------------|------------|------------|
|   | A            | B          | C          | D          |
| <b>HTB18 / HTF18</b>                    | - 1.1 (0.04) | 1.1 (0.04) | 4.7 (0.19) | 0.6 (0.02) |
| <b>HTE18 / HL18 / HSE18</b>             | 2.5 (0.1)    | 0.0 (0.0)  | 4.0 (0.16) | 0.0 (0.0)  |
| <b>HTB18L / HTF18L / HL18L / HSE18L</b> | 2.5 (0.1)    | 0.0 (0.0)  | 3.5 (0.14) | 0.0 (0.0)  |

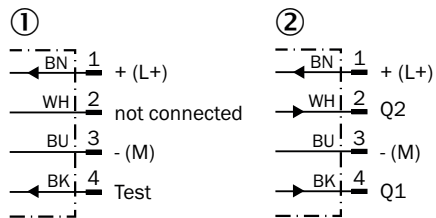
### Adjustments possible



- ① LED indicator yellow: Status of received light beam
- ② LED indicator green: power on
- ③ Signal strength light bar

### Connection diagram

Connection diagram

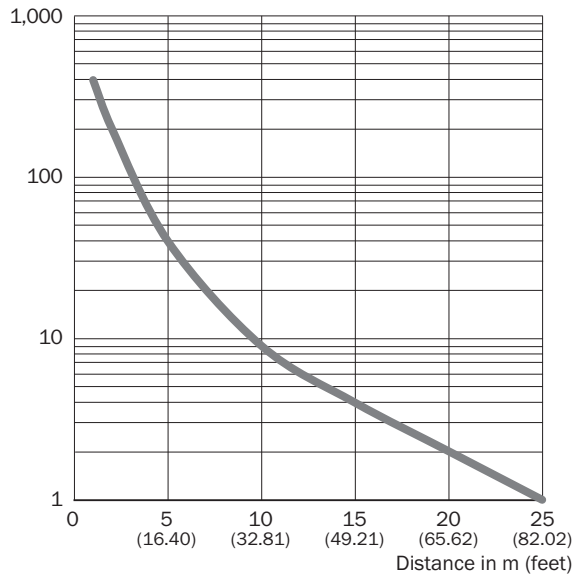


- ① Sender
- ② Receiver

### Characteristic curve

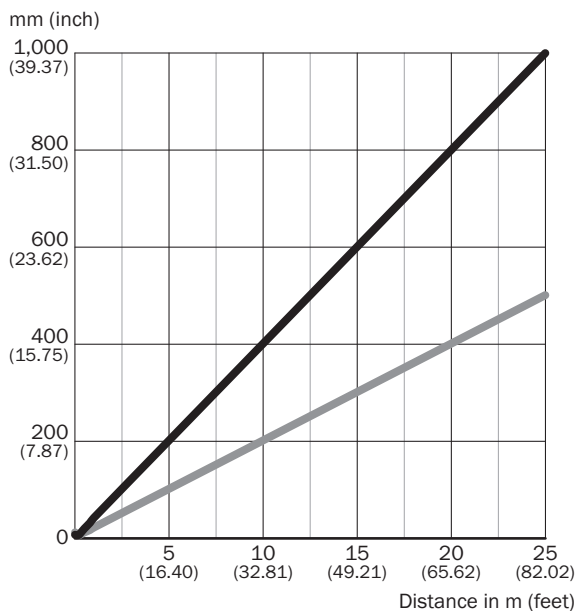
Red light

Operating reserve



### Light spot size

Red light

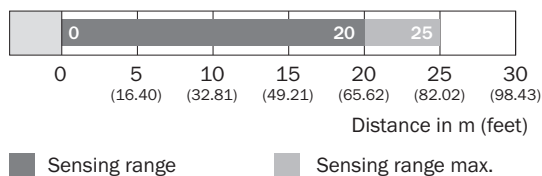


Dimensions in mm (inch)

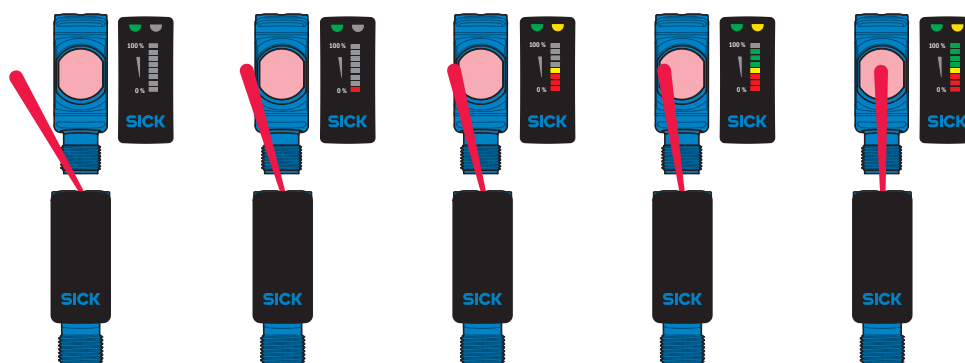
| Sensing range      | Horizontal    | Vertical    |
|--------------------|---------------|-------------|
| 0.5 m (1.64 feet)  | 18 (0.71)     | 10 (0.39)   |
| 1 m (3.28 feet)    | 40 (1.57)     | 20 (0.79)   |
| 6.5 m (21.33 feet) | 260 (10.24)   | 130 (5.12)  |
| 25 m (82.02 feet)  | 1,000 (39.37) | 500 (19.67) |

— Horizontal  
— Vertical

### Sensing range diagram








### Functions



## Recommended accessories

Other models and accessories → [www.sick.com/SureSense](http://www.sick.com/SureSense)

|   | Brief description   | Type               | Part no. |
|---|---|--------------------|----------|
| <b>Mounting brackets and plates</b>   |   |                    |          |
|    | Mounting plate for M18 sensors, steel, zinc coated, without mounting hardware   | BEF-WG-M18         | 5321870  |
|    | Mounting bracket for M18 sensors, steel, zinc coated, without mounting hardware   | BEF-WN-M18         | 5308446  |
|   | Bottom M18 mounting bracket SureSense sensors   | MB-M18-H18         | 2085820  |
| <b>Other mounting accessories</b>   |   |                    |          |
|   | Spherical bearing M18   | Ball holder        | 4057409  |
|   | Mounting bracket  | MB-BS18MM-M4       | 2049694  |
| <b>Terminal and alignment brackets</b>  |   |                    |          |
|    | Clamping block for round sensors M18, without fixed stop, plastic (PA12), glass-fiber reinforced, mounting hardware included          | BEF-KH-M18         | 2051481  |
| <b>Plug connectors and cables</b>   |   |                    |          |
|    | Head A: female connector, M12, 4-pin, straight, A-coded<br>Head B: Flying leads<br>Cable: Sensor/actuator cable, PVC, unshielded, 5 m | YF2A14-050VB3XLEAX | 2096235  |
|  | Head A: male connector, M12, 4-pin, straight<br>Head B: -<br>Cable: unshielded  | STE-1204-G         | 6009932  |

## SICK AT A GLANCE

SICK is one of the leading manufacturers of intelligent sensors and sensor solutions for industrial applications. A unique range of products and services creates the perfect basis for controlling processes securely and efficiently, protecting individuals from accidents and preventing damage to the environment.

We have extensive experience in a wide range of industries and understand their processes and requirements. With intelligent sensors, we can deliver exactly what our customers need. In application centers in Europe, Asia and North America, system solutions are tested and optimized in accordance with customer specifications. All this makes us a reliable supplier and development partner.

Comprehensive services complete our offering: SICK LifeTime Services provide support throughout the machine life cycle and ensure safety and productivity.

For us, that is “Sensor Intelligence.”

## WORLDWIDE PRESENCE:

Contacts and other locations –[www.sick.com](http://www.sick.com)