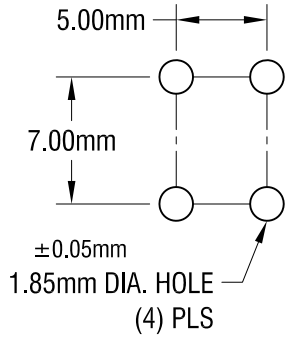
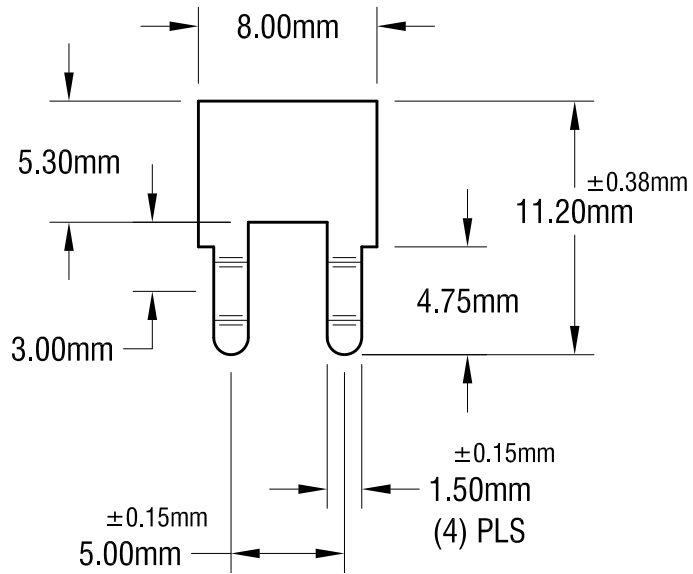
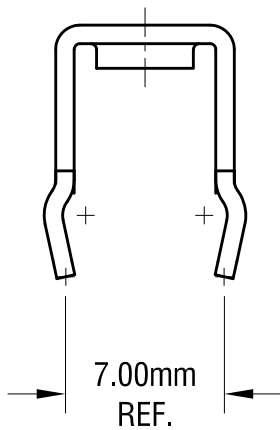
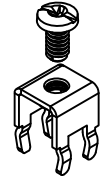
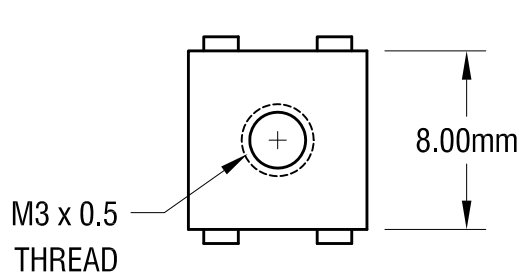


THIS DOCUMENT IS THE PROPERTY OF KEYSTONE ELECTRONICS CORP. AND SHALL NOT BE REPRODUCED, DISTRIBUTED OR USED AS A BASIS FOR MANUFACTURE WITHOUT PRIOR WRITTEN PERMISSION FROM KEYSTONE ELECTRONICS CORP.

**MOUNTING DETAIL**



**ACTUAL SIZE**



**NOTE:**

**1. TERMINAL:**

MAT'L - 0.8mm TH'K BRASS, MATTE TIN PLATE

**2. SCREW:**

M3 x 0.5 6.00 mm L., SUPPLIED LOOSE.  
MAT'L - BRASS, NICKEL PLATE

**3. ALL DIMENSIONS ARE IN MILLIMETERS.**

**EXTENDED PC SCREW TERMINAL WITH COLORED SCREW HEAD**

PART NO.	HEAD COLOR	PART NO.	HEAD COLOR
7698-2	RED	7698-5	BLUE
7698-3	BLACK	7698-6	GREEN
7698-4	WHITE	7698-7	YELLOW

**KEYSTONE ELECTRONICS CORP.**

www.keyelco.com • NEW HYDE PARK, NY 11040 • Tel (516) 328-7500

PART NAME <b>PC METRIC SCREW TERMINAL</b>			
MATERIAL <b>AS NOTED</b>			
FINISH <b>AS NOTED</b>		DRN BY NT	DATE 2.05.13
		APP'D LN	SCALE 3X
TOLERANCES DECIMAL ANGULAR	INCH ± 1°	[MM] [± 0.25]	CODE DWG NO. <b>7698-2 - 7698-7</b>
UNLESS OTHERWISE SPECIFIED			C

DATE	DESCRIPTION	REV.
------	-------------	------