

Ledex® Box Frame Size B14HD

Part Number: B14HD - 2 XX - B- X

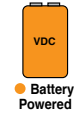
All products are RoHS Compliant

LINEAR Open Frame

4 - 10 Inch (254 mm) leads
 6 - Terminals
 Coil Selection (from performance chart below)
 2 - Conical Pole Configuration

Specifications

Operation	Pull
Dielectric Strength	1000 VRMS for one second
Continuous Duty Cycle	100% at 20°C ambient temperature
Intermittent Duty Cycle	See below
Holding Force	6.38 lbs (28.4 N) at 20°C
Coil Insulation	Class "B": 130°C max.
Coil Termination	10" (254 mm) PVC lead wires or terminal
Plunger Weight	0.86 oz. (24.4 g)
Total Weight	3.47 oz. (98.4 g)



Performance

Maximum Duty Cycle	100%	50%	25%	10%
Maximum ON Time (sec) when pulsed continuously	∞	100	27	7
Maximum ON Time (sec) for single pulse	∞	326	100	28
Watts (@ 20°C)	5.5	11	22	55
Ampere Turns (@ 20°C)	663	938	1326	2097

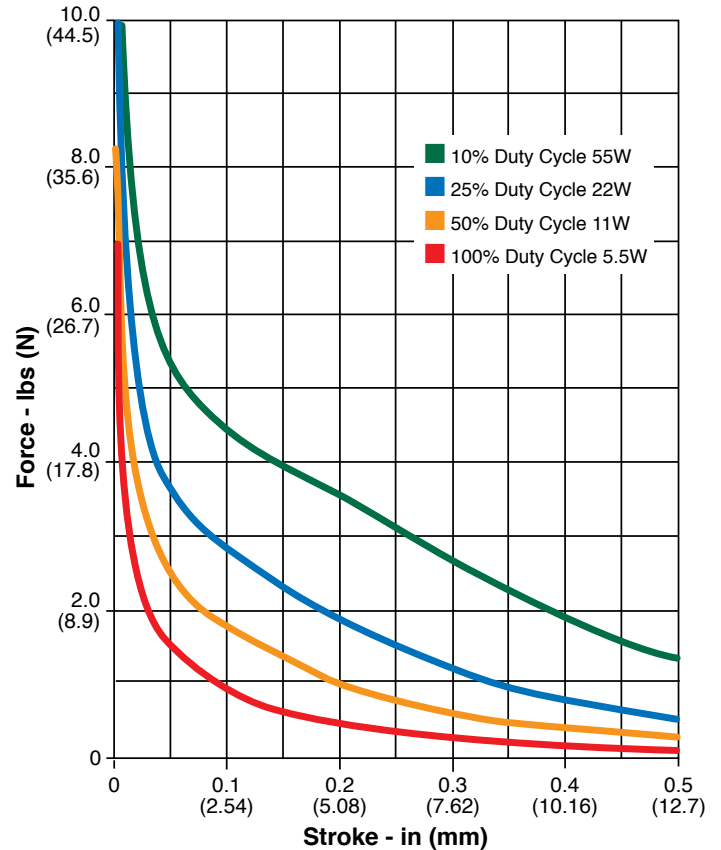
Coil Data

Part Number	Resistance (@20°C)	Ref # Turns	VDC (Nom)	VDC (Nom)	VDC (Nom)	VDC (Nom)
B14HD-258-B-X	1.45	321	3.0	4.3	6.1	9.7
B14HD-257-B-X	7.0	750	6.0	8.7	12.4	19.6
B14HD-256-B-X	14.2	1068	9.0	12.5	17.6	27.9
B14HD-254-B-X	27.5	1470	12.0	17.4	24.6	38.9
B14HD-253-B-X	110.2	2920	24.0	34.8	49.2	77.8

NOTES:

- All data is typical.
- Force testing is done with the solenoid in the horizontal position.
- All data reflects operation with no heat sink.
- Pull versions standard; push versions available.
- Magnetic latching version available.

Typical Force @ 20°C



How to Order

Select the part number from the table provided. (For example, to order a 25% duty cycle unit rated at 6.1 VDC with 10" lead wires, specify B14HD-258-B-4.

Please see www.ledex.com for our list of stock products available through our North American distributors.

All specifications subject to change without notice.

Force values for reference only.

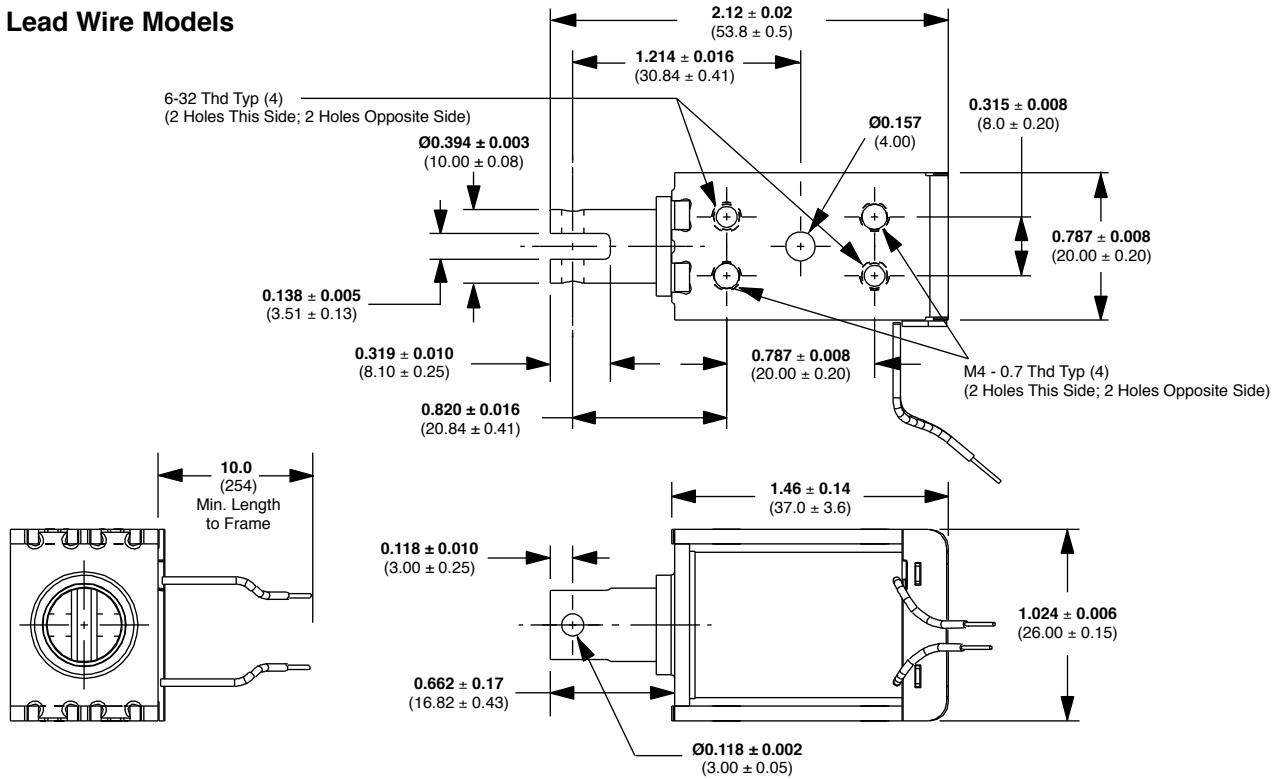
Ledex® Box Frame Size B14HD

Dimensions

Inches (mm)

All solenoids are illustrated in energized state

Lead Wire Models



Terminal Connection Models

