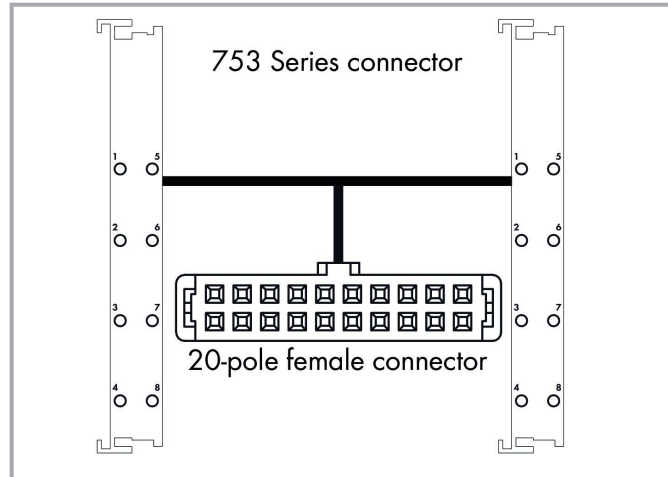



Data sheet | Item number: 706-7753/301-200

System cable; for WAGO-I/O-SYSTEM, 753 Series; 2 x 16 digital inputs or outputs; Length: 2 m; Conductor cross-section: 0.14 mm²























www.wago.com/706-7753/301-200



Subject to changes. Please also observe the further product documentation!

WAGO GmbH & Co. KG
Hansastr. 27
32423 Minden
Phone: +49571 887-0 | Fax: +49571 887-169
Email: info.de@wago.com | Web: www.wago.com

Do you have any questions about our products?
We are always happy to take your call at +49 (571) 887-44222.

Color coding acc. to DIN VDE 47100		Connector HE10 20 pts		PLC connector			
		Pin number	Wiring	Pin number	Signal		
White		1	0.0	1A	ED1/SD1		
Brown		2	0.1	5A	ED2/SD2		
Green		3	0.2	2A	ED3/SD3		
Yellow		4	0.3	6A	ED4/SD4		
Grey		5	0.4	3A	ED5/SD5		
Pink		6	0.5	7A	ED6/SD6		
Blue		7	0.6	4A	ED7/SD7		
Red		8	0.7	8A	ED8/SD8		
Black		9	1.0	1B	ED9/SD9		
Violet		10	1.1	5B	ED10/ SD10		
Grey-Pink		11	1.2	2B	ED11/ SD11		
Red-Blue		12	1.3	6B	ED12/ SD12		
White-Green		13	1.4	3B	ED13/ SD13		
Brown-Green		14	1.5	7B	ED14/ SD14		
White-Yellow		15	1.6	4B	ED15/ SD10		
Yellow-Brown		16	1.7	8B	ED16/ SD16		
White-Grey		17	nc	nc	nc	nc	
Grey-Brown		18	nc	nc	nc	nc	
White-Pink		19	nc	nc	nc	nc	
Pink-Brown		20	nc	nc	nc	nc	

Item description

Short description:

WAGO's interface cables provide fast and easy connection of WAGO's I/O modules equipped with a pluggable connector (e.g., 753-430, -431, -530) to the appropriate interface or relay modules featuring a 20-pole female connector.

For example, these cables can connect two WAGO I/O Modules to one relay output module (16-channel).

Data

Notes

Note

Subject to changes. Please also observe the further product documentation!

WAGO GmbH & Co. KG

Hansastr. 27

32423 Minden

Phone: +49571 887-0 | Fax: +49571 887-169

Email: info.de@wago.com | Web: www.wago.com

Do you have any questions about our products?

We are always happy to take your call at +49 (571) 887-44222.



*Observe maximum operating temperature of the WAGO I/O modules used.

Electrical data

Inputs/outputs	2 x 8 digital inputs or outputs
Operating voltage	≤ AC/DC 35 V
Current per wire (max.)	1 A

Compatibility

WAGO

WAGO I/O System 753	753-430 (x2) 753-431 (x2) 753-530 (x2)
---------------------	--

Connection data

Cable type	LiYY
Color code	per DIN VDE 47100

Connection 1

Connector	Pluggable connector per DIN 41651; female connector
Pole number 1	8
Connection type 1	System
Wire cross-section	0.14 mm ²

Connection 2

Connector 2	WAGO 753-110
Pole number 2	8
Connection type 2	System

Connection 3

Connector 3	WAGO 753-110
Pole number 3	20
Connection type 3	System

Subject to changes. Please also observe the further product documentation!

Physical data

Cable length	2 m
--------------	-----

Material Data

Weight	196 g
--------	-------

Environmental requirements

Ambient temperature (operation)	-20 ... +50 °C
---------------------------------	----------------

Commercial data

Product Group	30 (WAGO France)
---------------	------------------

eCl@ss 10.0	27-06-03-11
-------------	-------------

eCl@ss 9.0	27-06-03-11
------------	-------------

ETIM 8.0	EC000237
----------	----------

ETIM 7.0	EC000237
----------	----------

PU (SPU)	1 pcs
----------	-------

Country of origin	QU
-------------------	----

GTIN	4045454874131
------	---------------

Customs tariff number	85444290900
-----------------------	-------------

Environmental Product Compliance

RoHS Compliance Status	Compliant, No Exemption
------------------------	-------------------------

Optional accessories

Interface module

Interface module



Item no.: 704-2004

Interface module for system wiring; Pluggable connector per DIN 41651; Male connector; 20-pole; 16-channel digital input or output; 1-wire connection; in mounting carrier www.wago.com/704-2004



Item no.: 704-2054

Interface module for system wiring; Pluggable connector per DIN 41651; Male connector; 20-pole; 16-channel digital input or output; 3-wire connection; in mounting carrier www.wago.com/704-2054



Item no.: 704-2044

Interface module for system wiring; Pluggable connector per DIN 41651; Male connector; 20-pole; 16-channel digital input or output; 2-wire connection; in mounting carrier www.wago.com/704-2044

Subject to changes. Please also observe the further product documentation!

WAGO GmbH & Co. KG

Hansastr. 27

32423 Minden

Phone: +49571 887-0 | Fax: +49571 887-169

Email: info.de@wago.com | Web: www.wago.com

Do you have any questions about our products?

We are always happy to take your call at +49 (571) 887-44222.



Item no.: 704-5014

Interface module for system wiring; Pluggable connector per DIN 41651; Male connector; 20-pole; 16-channel relay output; 1 changeover contact; Double-deck PCB terminal blocks; without relay; in mounting carrier; 2,50 mm²

www.wago.com/704-5014



Item no.: 704-2024

Interface module for system wiring; Pluggable connector per DIN 41651; Male connector; 20-pole; 16-channel digital input or output; 2-wire connection; in mounting carrier

www.wago.com/704-2024



Item no.: 704-5004

Interface module for system wiring; Pluggable connector per DIN 41651; Male connector; 20-pole; 16-channel relay output; 1 changeover contact; Double-deck PCB terminal blocks; in mounting carrier; 2,50 mm²

www.wago.com/704-5004



Item no.: 289-614

Interface module; Pluggable connector per DIN 41651; 20-pole; Triple-deck PCB terminal blocks; in mounting carrier; 2,50 mm²

www.wago.com/289-614



Item no.: 704-5024

Interface module for system wiring; Pluggable connector per DIN 41651; Male connector; 20-pole; 16-channel relay output; 1 changeover contact; Triple-deck PCB terminal blocks; in mounting carrier; 2,50 mm²

www.wago.com/704-5024



Item no.: 704-5054

Interface module for system wiring; Pluggable connector per DIN 41651; Male connector; 20-pole; 16-channel relay output; 1 make contact; with disconnect terminal block and fuse; in mounting carrier; 2,50 mm²

www.wago.com/704-5054



Item no.: 704-5064

Interface module for system wiring; Pluggable connector per DIN 41651; Male connector; 20-pole; 16-channel relay output; 2 changeover contacts; Double-deck PCB terminal blocks; in mounting carrier; 2,50 mm²

www.wago.com/704-5064



Item no.: 704-5074

Interface module for system wiring; Pluggable connector per DIN 41651; Male connector; 20-pole; 16-channel relay output; 1 make contact; with disconnect terminal block and fuse; in mounting carrier; 2,50 mm²

www.wago.com/704-5074



Item no.: 704-5034

Interface module for system wiring; Pluggable connector per DIN 41651; Male connector; 20-pole; 16-channel relay output; 1 changeover contact; PCB terminal blocks; with output fuse; in mounting carrier; 2,50 mm²

www.wago.com/704-5034



Item no.: 704-5044

Interface module for system wiring; Pluggable connector per DIN 41651; Male connector; 20-pole; 16-channel relay output; 1 changeover contact; Triple-deck PCB terminal blocks; with manual operation; in mounting carrier; 2,50 mm²

www.wago.com/704-5044

Downloads

Documentation

Bid Text

706-7753/301-200

2019 Feb 19

xml

Download

Subject to changes. Please also observe the further product documentation!

WAGO GmbH & Co. KG

Hansastr. 27

32423 Minden

Phone: +49571 887-0 | Fax: +49571 887-169

Email: info.de@wago.com | Web: www.wago.com

Do you have any questions about our products?

We are always happy to take your call at +49 (571) 887-44222.



X81 - Datei			3.7 kB	
-------------	--	--	--------	--

706-7753/301-200 docx - Datei	2018 Nov 26	docx 15.6 kB		Download
----------------------------------	-------------	-----------------	--	----------

Additional Information

Disposal and Recycling Electrical and electronic equipment, Batteries, Packaging	V 1.1.0 2022 Aug 18	pdf 2.2 MB		Download
---	------------------------	---------------	--	----------

System Description

WAGO System Wiring, Selection Guide This guide will help you select the appropriate interface modules and system cables for the controller you are usng.		pdf 545.9 kB		Download
---	--	-----------------	--	----------

CAD/CAE-Data

CAE data

WSCAD Universe 706-7753/301-200		URL		Download
---------------------------------	--	-----	--	----------

WSCAD Universe 706-7753/301-200		URL		Download
---------------------------------	--	-----	--	----------

Environmental Product Compliance

Compliance Search

Environmental Product Compliance 706-7753/301-200 System cable; for WAGO-I/O-SYSTEM, 753 Series; 2 x 16 digital inputs or outputs; Length: 2 m; Conductor cross-section: 0.14 mm²		URL		Download
---	--	-----	--	----------

Installation Notes

Subject to changes. Please also observe the further product documentation!