

THIS DRAWING IS UNPUBLISHED.

RELEASED FOR PUBLICATION

© COPYRIGHT - TE Connectivity Ltd.

ALL RIGHTS RESERVED.

REVISIONS

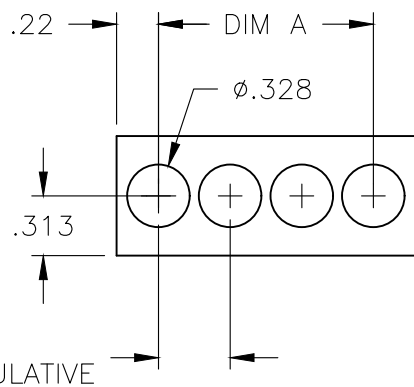
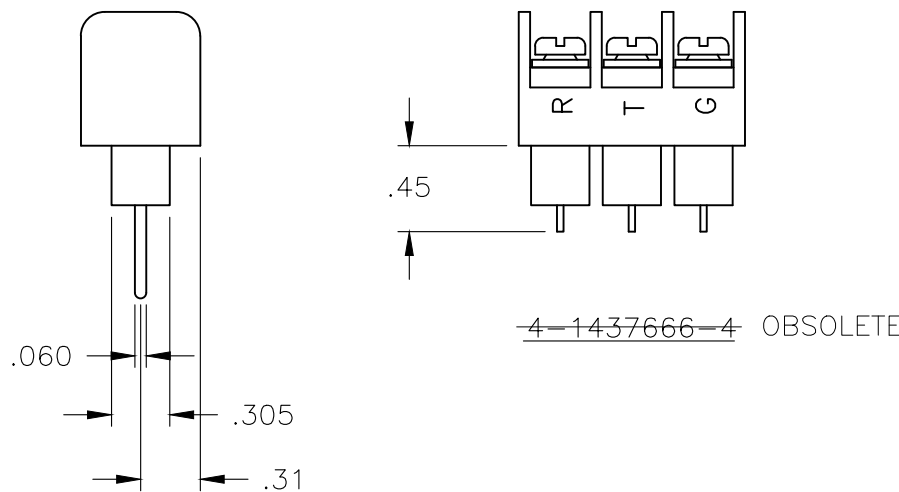
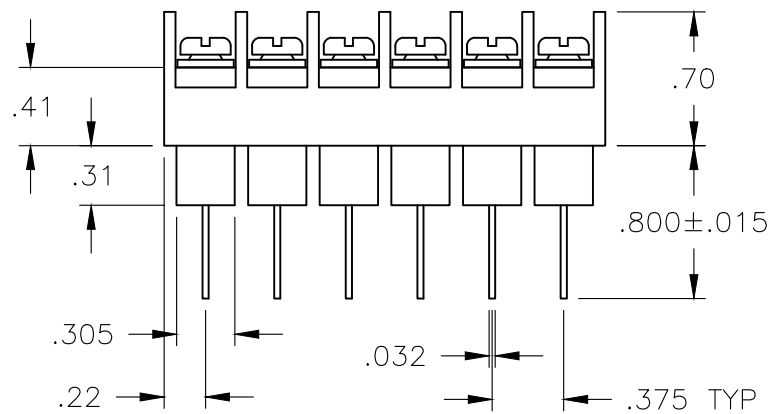
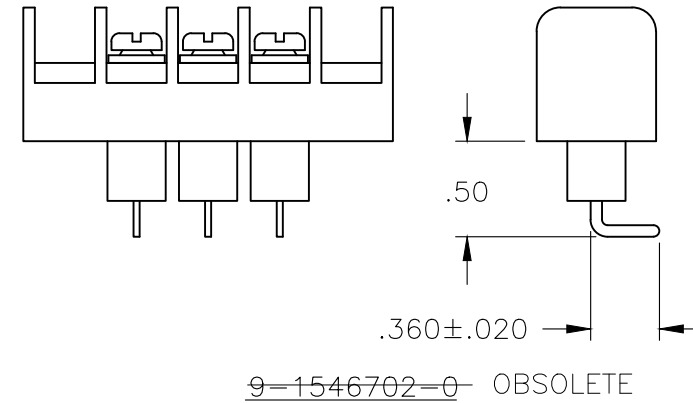

P	LTR	DESCRIPTION	DATE	DWN	APVD
	E2	PN 4-1437666-5 STATUS CHANGED TO ACTIVE	23JAN2018	RK	PS

MATERIAL:  
 HOUSING: THERMOPLASTIC, UL94V-0, BLACK.  
 TERMINALS: BRIGHT TIN OVER COPPER ALLOY.  
 SCREWS: #6-32 STEEL, ZINC PLATING W/ CLEAR CHROMATE, EXCEPT WHERE NOTED.

ELECTRICAL:  
 CURRENT RATING UL/CSA:  
 CLASS C: 20A,300V.  
 CLASS D: 5A,600V.  
 WIRE RANGE: 12-22 AWG

MECHANICAL:  
 RECOMMENDED TORQUE: 7 IN-LB.  
 OPERATING TEMP.: 105°C MAX.

- 1 SPECIAL PACKAGING.
- 2 SCREWS: 6-32 BRASS, NICKEL PLATED.



DIM A	NO. OF POS.	CATALOG NUMBER	PART NO.
9.436	25	JC6-W408-25	2-1546702-1
9.061	24	JC6-W408-24	2-1546702-0
8.686	23	JC6-W408-23	1-1546702-9
8.311	22	JC6-W408-22	1-1546702-8
7.936	21	JC6-W408-21	1-1546702-7
7.561	20	JC6-W408-20	1-1546702-6
7.186	19	JC6-W408-19	1-1546702-5
6.811	18	JC6-W408-18	1-1546702-4
6.436	17	JC6-W408-17	1-1546702-3
6.061	16	JC6-W408-16	1-1546702-2
5.686	15	JC6-W408-15	1-1546702-1
5.311	14	JC6-W408-14	1-1546702-0
4.936	13	JC6-W408-13	1546702-9
4.561	12	JC6-W408-12	4-1437666-6
4.186	11	JC6-W408-11	1546702-8
3.811	10	JC6-W408-10	1546702-7
3.436	9	JC6-W408-09	1546702-6
3.061	8	JC6-W408-08	1546702-5
2.686	7	JC6-W408-07	1546702-4
2.311	6	JC6-W408-06	1546702-3
1.936	5	JC6-W406-05	3-796985-7
1.936	5	JC6-W408-05	1546702-2
1.561	4	JC6-W406-04	3-796985-6
1.561	4	JC6-W408-04	4-1437666-5
1.936	3	JC6-W408-03-237	9-1546702-0
1.186	3	JC6-W408-03-147	4-1437666-4
1.186	3	JC6-W408-03	4-1437666-3
.811	2	JC6-W408-02	1546702-1

THIS DRAWING IS A CONTROLLED DOCUMENT.

DIMENSIONS: INCHES	TOLERANCES UNLESS OTHERWISE SPECIFIED:
0 PLC	± -
1 PLC	± -
2 PLC	± .01
3 PLC	± .005
4 PLC	± -
ANGLES	± -

MATERIAL: -  
 FINISH: -

DWN	S. SCHLEGEL	5/27/03
CHK	S. YODER	5/27/03
APVD	S. YODER	5/27/03
PRODUCT SPEC	-	-
APPLICATION SPEC	-	-
WEIGHT	-	-
CUSTOMER DRAWING		

**STE** TE Connectivity Ltd.

NAME: -  
 JC6-W408-XX ASSEMBLY

SIZE	CAGE CODE	DRAWING NO	RESTRICTED TO
A3	00779	C-4-1437666-3	-

SCALE: NTS SHEET: 1 OF 1 REV: E2