


Series 1384X

Edge Connectors –
1 Sided Boards/Vertical Mount

SPECIFICATIONS

Rating: 10A, 250V
Center Spacing: 0.375" or 3/8" (9.52mm)
Wire Range: #14-22 AWG Cu; entry to PC board at 90° angle.
Number of Poles: 4- to 16-poles
PC Board: Edge contact accepts standard 1/16" (0.0625) PCB.
Contacts: Cantilever design 0.02" thick phosphorus bronze with mating surface tin-plated (0.0002) over copper (0.00005).
Terminals: Pressure plate terminals.
Material: Black, UL Rated 94V0 Thermoplastic (125°C)
Operating Temperature: -55°C to 105°C (212°F)
Agency Information: File E62622; CSA File 47235

13848-08G02B



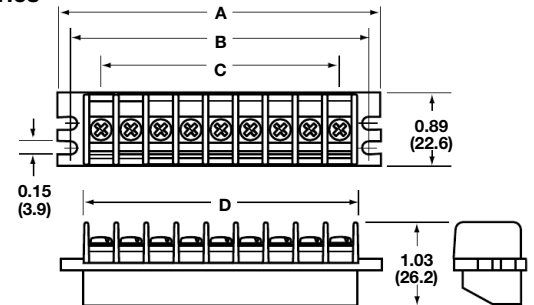
13847-08T02B

| Poles | A | B | C | D |
|-------|------|------|------|------|
| 04 | 2.25 | 1.87 | 1.12 | 1.53 |
| 05 | 2.62 | 2.25 | 1.50 | 1.90 |
| 06 | 3.00 | 2.62 | 1.87 | 2.28 |
| 08 | 3.75 | 3.37 | 2.62 | 3.03 |
| 10 | 4.50 | 4.12 | 3.37 | 3.78 |
| 12 | 5.25 | 4.87 | 4.12 | 4.53 |
| 14 | 6.00 | 5.62 | 4.87 | 5.28 |
| 16 | 6.75 | 6.37 | 5.62 | 6.03 |
| 18 | 7.50 | 7.12 | 6.37 | 6.40 |

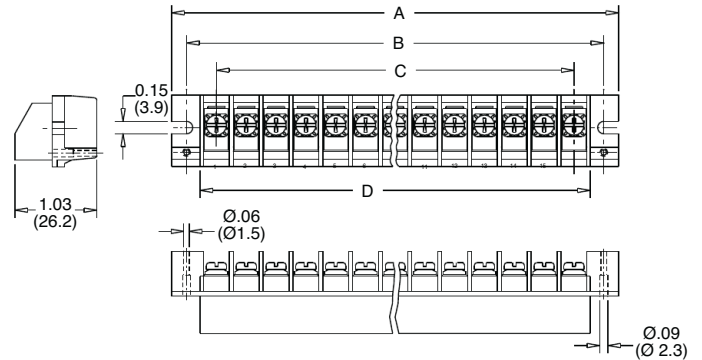
* Dimensions in inches. To convert to millimeters, multiply by 25.4.
 Optional polarizing key (Part No. C5971) consult with factory.

Dimensions - in (mm)

13847 Series



13848 Series



Part Numbering System

| Series | Block Style | Poles | Terminal Plating | Screw Style | Block Color | Special Options |
|-------------|---|---|--|--|-------------------------------------|--------------------------|
| 1384 | <input type="checkbox"/> — <input type="checkbox"/> | <input type="checkbox"/> <input type="checkbox"/> | <input type="checkbox"/> | 02 | B — <input type="checkbox"/> | <input type="checkbox"/> |
| | 7 - Flat mtg. ears w/ 2 slots 8 - Mtg. ears w/2 standoffs with hole for mounting strip | 04 to 18 | T - Tin over copper G - Gold* | 02 - #6-32 pan head. w/ SEMS wire clamp | B - Black | M - Marking strip |

* Consult Factory

Terminal Blocks: Single Row
EuroMag Series
Edge Connectors, One-Sided Boards
Compliance References