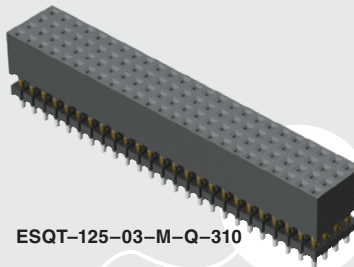



ESQT-125-02-L-Q-465



ESQT-125-03-M-Q-310



ESQT-115-02-GF-D-600

ESQT SERIES

(2.00 mm) .0787"

FLEXIBLE ELEVATED SOCKET STRIPS

SPECIFICATIONS

For complete specifications see www.samtec.com?ESQT

Insulator Material:

Black Liquid Crystal Polymer

Contact Material:

Phosphor Bronze

Plating:

Sn or Au over

50 μ" (1.27 μm) Ni

Current Rating (ESQT/TMMH):

4.5 A per pin

(2 pins powered)

Operating Temp Range:

-55 °C to +125 °C

Insertion Depth:

(2.62 mm) .103" to

(5.03 mm) .198" with

(0.38 mm) .015" wiper

Max Cycles:

100 with 10 μ" (0.25 μm) Au

RoHS Compliant:

Yes

Lead-Free Solderable:

Yes, for -S, -D & -Q


(Wave only for -T, -5 & -6)

Board Mates:

TMMH, TMM, MTMM, MMT, TW, LTMM, ZLTMM, ESQT, PTT, TSH, TMMS


Cable Mates:

TCMD



High-retention contacts

APPLICATION SPECIFIC OPTION: NOTEBOOK 2.5" DISK DRIVE INTERFACE



Call for part number.

RECOGNITIONS

For complete scope of recognitions see www.samtec.com/quality



Note:
This Series is non-standard, non-returnable.

Other Solutions

Surface Mount
See SQW and TLE Series.

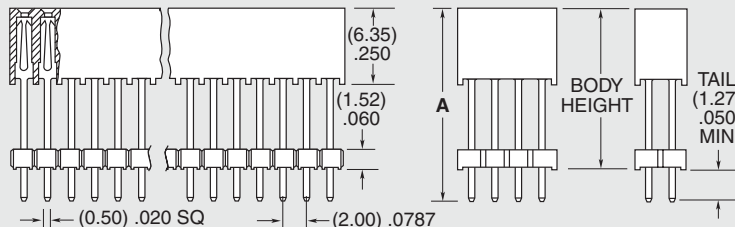
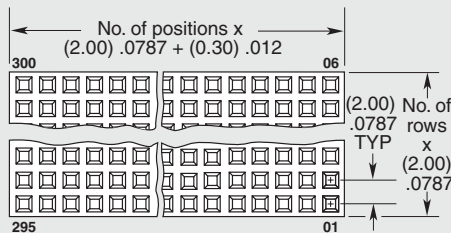
Low Profile
See CLT Series.

High Reliability
See SMM Series.

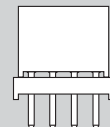
Right-Angle
See SQW Series.

PC/104-Plus™ Sockets
See ESQT-368 and PTHF Series.

ESQT	1	NO. PINS PER ROW	LEAD STYLE	PLATING OPTION	ROW OPTION	BODY HEIGHT	OTHER OPTION
02 thru 50			Specify LEAD STYLE from chart	<p>-F = Gold flash on contact, Matte Tin on tail</p> <p>-L = 10 μ" (0.25 μm) Gold on contact, Matte Tin on tail</p> <p>-M = 20 μ" (0.51 μm) Gold on contact, Matte Tin on tail</p> <p>-GF = 15 μ" (0.38 μm) Gold on contact, Gold flash on tail (Recommended for self-nesting) (-02 lead style only)</p>	<p>-S = Single Row</p> <p>-D = Double Row</p> <p>-T = Triple Row</p> <p>-Q = Quad Row</p> <p>-5 = Five Row</p> <p>-6 = Six Row</p>	<p>"XXX" = Body Height (in inches)</p> <p>(7.87 mm) .310" minimum for -S, -D, -Q</p> <p>(9.53 mm) .375" minimum for -T, -5, -6</p>	<p>"XXX" = Polarized Position (Indicate position number)</p>



OTHER SOLUTIONS



Paste In Hole (PIH) processing. Contact Samtec ASP Group. (Not recommended for stack through applications)

LEAD STYLE	A	MAX TAIL	MAX BODY HEIGHT
-02	(21.59) .850	(13.72) .540	(20.32) .800
-03	(11.63) .458	(3.76) .148	(10.36) .408

Due to technical progress, all designs, specifications and components are subject to change without notice.