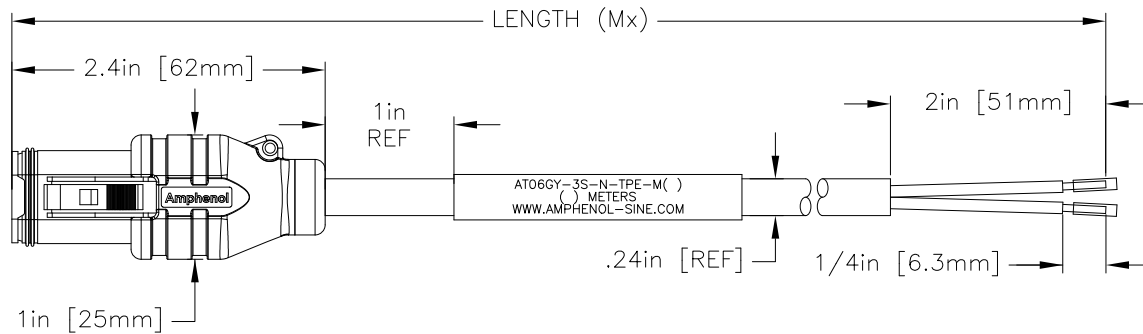
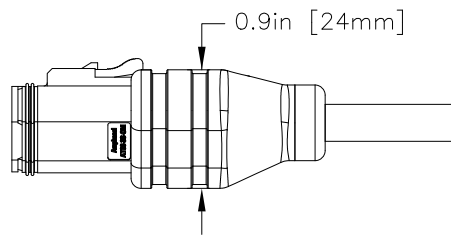
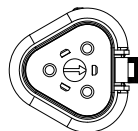
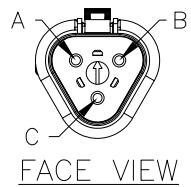


LENGTH TABLE	
PART NUMBER	LENGTH (METERS)
AT06GY-3S-N-TPE-M1	1 (3.28FT)
AT06GY-3S-N-TPE-M2	2 (6.56FT)
AT06GY-3S-N-TPE-M4	4 (13.12FT)
AT06GY-3S-N-TPE-M5	5 (16.40FT)
AT06GY-3S-N-TPE-M10	10 (32.80FT)



REVISIONS						
REV	ZONE	ECO	DESCRIPTION	DATE	BY	APPR
A1	-	-	RELEASED	11/25/2020	RO	WS
A2	-	-	ADDED CONTACT + PLATING INFORMATION TO DRAWING	4/20/2022	RO	RO
A3	-	-	UPDATED WIRING DIAGRAM	8/26/2022	RO	RO

CONNECTOR TYPE
AT - Amphenol AT Connector
PLEASE CONTACT CSR FOR ADDITIONAL AVAILABLE OPTIONS

DESIGN
04 Male Connector
06 Female Connector

POSITIONS
2 2 Pin
3 3 Pin
4 4 Pin
6 6 Pin
8 8 Pin
12 12 Pin

DESIGN
S Female Connector
P Male Connector

COLORS
GY - GRAY
BK - BLACK
BN - BROWN
YL - YELLOW
RD - RED
GN - GREEN
WT - WHITE
BL - BLUE
ORG - ORANGE

NOTE: 8 & 12 WAY ARE ONLY AVAILABLE IN STANDARD KEY/COLOR CONFIGURATIONS.
KEY A - GRAY
KEY B - BLACK
KEY C - GREEN
KEY D - BROWN

AT06GY-3S-N-TPE-M2

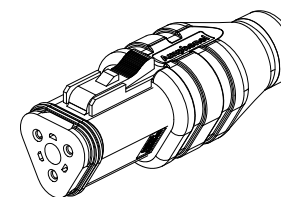
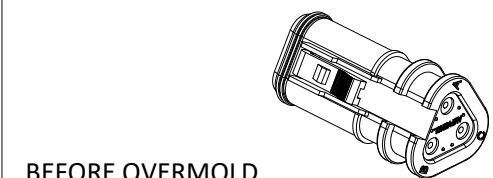
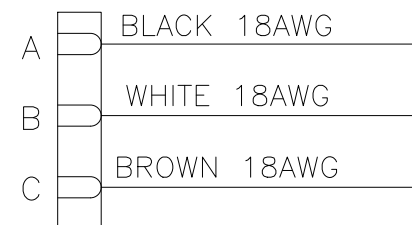
CABLE LENGTH (M = METERS)

1 = 1M
2 = 2M
4 = 4M
5 = 5M
10 = 10M
CUSTOM CABLE LENGTH OPTIONS AVAILABLE. CONTACT CSR.

CABLE TYPE
TPE - TPE, BLACK

LED/SUPPRESSOR CIRCUIT
N - NONE
S - LED/SUPPRESSOR DIODE(2POSITION)

WIRING DIAGRAM



NOTES: UNLESS OTHERWISE SPECIFIED

1. MATERIAL:
HOUSING: PA66
SEAL: SILICONE RUBBER

2. MODIFICATIONS: OVERMOLDED

SPECIFICATIONS:

- 3.1 CURRENT RATING: 14AMPS - 300V AC/DC
- 3.2 OVERMOLDED ASY OPERATING TEMPERATURE: -40C TO +100C
- 3.3 CONTACTS: COPPER ALLOY, NICKEL-PLATED
- 3.4 DIELECTRIC WITHSTANDING VOLTAGE: LESS THAN 2 MILLIAMPS CURRENT LEAKAGE @ 1500 VOLTS AC.
- 3.5 INSULATION RESISTANCE: 1000 MEGAOHMS MIN @ 25C
- 3.6 MOISTURE RESISTANCE: IP68 MATED CONDITION (1M OF WATER FOR 24 HOURS).
- 3.7 MATING CYCLE DURABILITY: 100 CYCLES
- 3.8 RoHS COMPLIANT

- 4. CABLE SPECIFICATIONS:
COMPONENTS: THREE 18AWG, SRPVC INSULATED CONDUCTORS
41/34 BARE COPPER.
CONDUCTOR INSULATION: SRPVC (SEE COLOR CODE)
CABLING: 3 CONDUCTORS CABLED TOGETHER WITH FRPP FILLERS
BINDER: FLEECE TAPE
JACKET: TPE, BLACK
PRINT: AMPHENOL SINE SYSTEMS KA-56764-3 3C 18AWG (UL FILE NUMBER) RU
AWM 21270 105C 600V --- (CSA FILE NUMBER) CSA AWM I/II A/B -40C TO +105C
600V FT4
APPROVALS: AWM 21270, CSA AWM I/II A/B FT4, SUNLIGHT RESISTANT, OIL
RESISTANT, MATERIALS ARE RoHS 3 COMPLIANT.
- 5. MATING PART: AT04-3P* RECEPTACLE
(* = MODIFICATIONS AND COLORS)
- 6. ALL DIMENSIONS ARE FOR REFERENCE USE ONLY.

QUANTITY	PART NUMBER	DESCRIPTION	ITEM
MATERIALS LIST			
UNLESS OTHERWISE SPECIFIED		SIGNATURES DATE	
1) All dimensions are in metric (mm).		DRAWN: RO	11/5/2020
2) Tolerances are as follows:		CHECKED: WS	1/15/2021
1 PL DEC ±0.30		ENGINEER: RO	
2 PL DEC ±0.15		APPROVAL: WS	1/15/2021
3 PL DEC ±0.08		CUSTOMER:	
3) Note reference =		THIS DRAWING IS SUPPLIED FOR INFORMATION ONLY. DESIGN FEATURES SPECIFICATIONS AND PERFORMANCE DATA SHOWN HEREON ARE THE PROPERTY OF THE AMPHENOL CORPORATION. NO RIGHTS OF REPRODUCTION ARE IMPLIED. ALL DIMENSIONS ARE SUBJECT TO NORMAL MANUFACTURING VARIATIONS.	
MATERIAL SPECIFICATIONS:		Sine Systems - www.amphenol-sine.com 44724 Morley Drive Clinton Township, MI 48036	
PROCESS SPECIFICATIONS:		3 POSITION PLUG MOLDED, BLACK TPE, SIZE 16 SOCKET, SINGLE-ENDED CABLE ASSEMBLY, AMPHENOL AT CONNECTOR AT06-3S	
NEXT ASSY:		SIZE: C C-	DWG NO: AT06GY-3S-N-TPE-Mx
		SCALE: NONE	REVISION: A3
		SHEET 1 OF 1	

TITLE:
DWG NO:

REV:
SH:
OR: