

S02 SERIES MATRIX

S 0 2 2 0 9 T A 1 1 1 * *

SERIES:
S02- INTERNAL THREAD
FORM B

POLES:
2-2 POLE

THREAD:
07-PG7
09-PG9
11-PG11
M2-M12X1.5
M6-M16X1.5

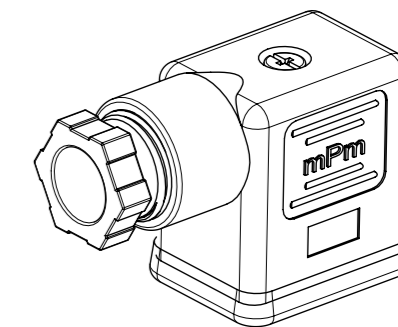
MATERIAL AND
HOUSING COLOUR:
G-PA6 GRAY
N-PA6 BLACK
W-PA6 BLACK V0
T-PA12 TRANSPARENT
B-PA6 WHITE

CIRCUIT:
SEE DETAILS
IN CATALOGUE

VOLTAGE:
SEE DETAILS
IN CATALOGUE

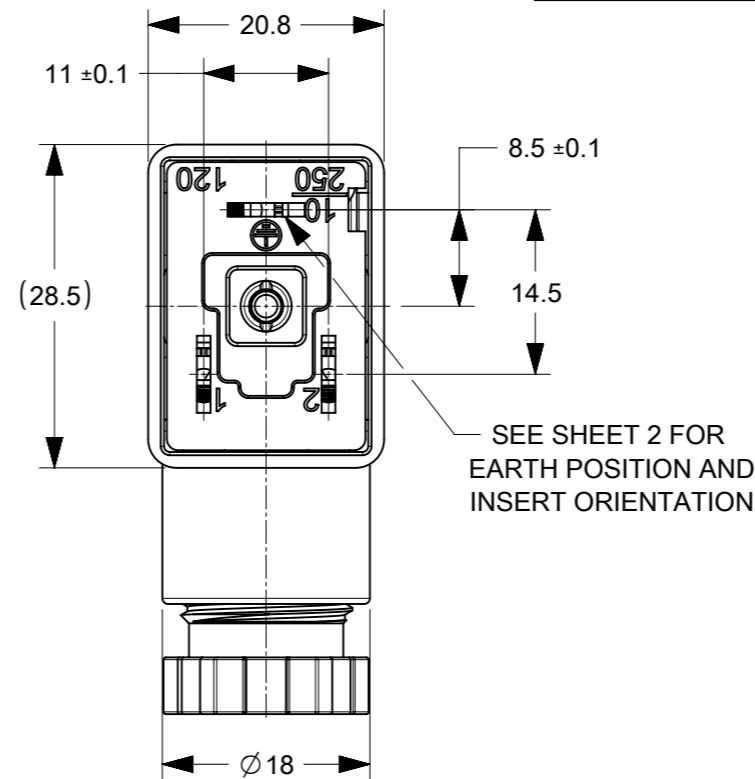
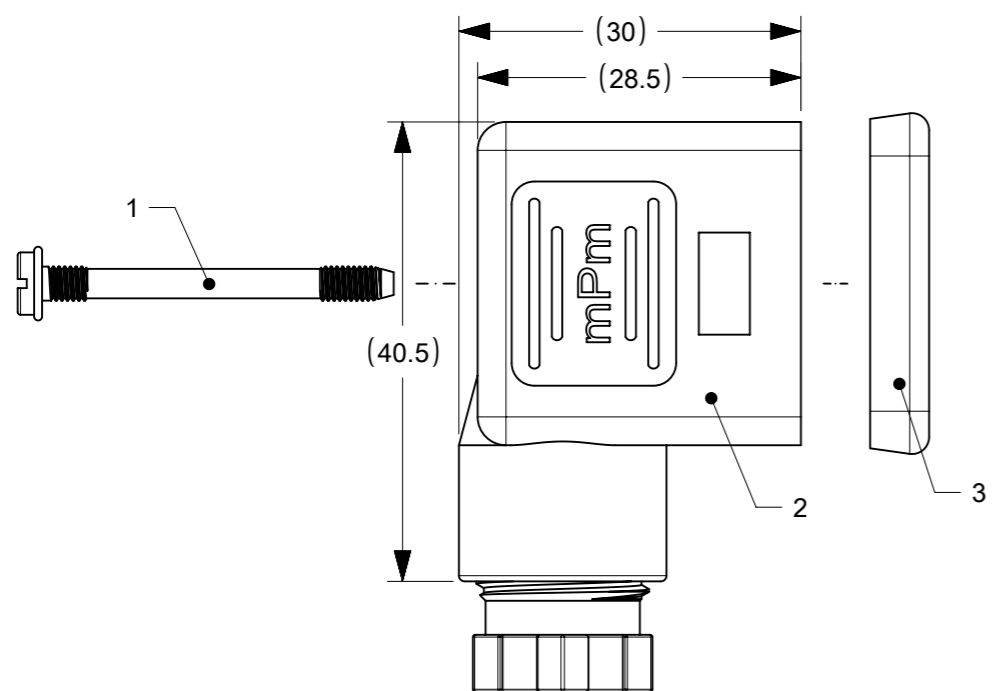
SCREW AND GASKET:
1- NBR PROFILE GASKET & SCREW
2- NBR FLAT GASKET & SCREW
3-WHITE SILICON PROFILE GASKET & SCREW
4-WHITE SILICON FLAT GASKET & SCREW
A-NBR PROFILE GASKET & SCREW +2MM
B-NBR FLAT GASKET & SCREW +2MM

NON STANDARD COMPONENTS:
04-EARTH POSITION AT H6
14-PACKED IN NEUTRAL BAG
A-SCREW 2MM LONGER THAN STANDARD
5A-SINGLE BAGGED WITH 500 IN A BOX
5J-100 IN A BOX
5N-PACKED IN BOXES OF 200
SA-UL LISTED



SCALE 1:1

SEE TABLE 1 FOR GASKET AND SCREW TYPES



GASKET HIDDEN FOR CLARITY

SEE SHEET 2 FOR
EARTH POSITION AND
INSERT ORIENTATION

ITEM	DESCRIPTION/OPIS
1	SCREW
2	COVER+INSERT ASSEMBLY
3	GASKET

TABLE 1

PROFIED GASKET	FLAT GASKET	SCREW M3x31

TECHNICAL SPECIFICATION:

OPERATING CURRENT: 16A
CONTACT RESISTANCE: <15 mOhms MAX.

OPERATING TEMPERATURE:
NBR GASKET: -40° TO +90°C
SILICONE GASKET: -40° TO 125°C

THIS DRAWING CONTAINS INFORMATION THAT IS PROPRIETARY TO MOLEX ELECTRONIC TECHNOLOGIES, LLC AND SHOULD NOT BE USED WITHOUT WRITTEN PERMISSION									
DIMENSION UNITS	SCALE	CURRENT REV DESC: REMOVED OBSOLETE PART NUMBER AS PER PCN#509989.							
mm	3:2								
GENERAL TOLERANCES (UNLESS SPECIFIED)									
ANGULAR TOL	± 1.0 °	S022 PG9 T WPCB A1 12V RED LED H12							
4 PLACES	±	PRODUCT CUSTOMER DRAWING							
3 PLACES	±	DOCUMENT NUMBER							
2 PLACES	± 0.05	1210641752							
1 PLACE	± 0.3	DOC TYPE DOC PART REVISION							
0 PLACES	± 0.5	PSD 000 A2							
DRAFT WHERE APPLICABLE MUST REMAIN WITHIN DIMENSIONS	THIRD ANGLE PROJECTION	DRAWING	SERIES	MATERIAL NUMBER	CUSTOMER	SHEET NUMBER			
		A3-SIZE	121064	SEE PART LIST	GENERAL MARKET	1 OF 2			

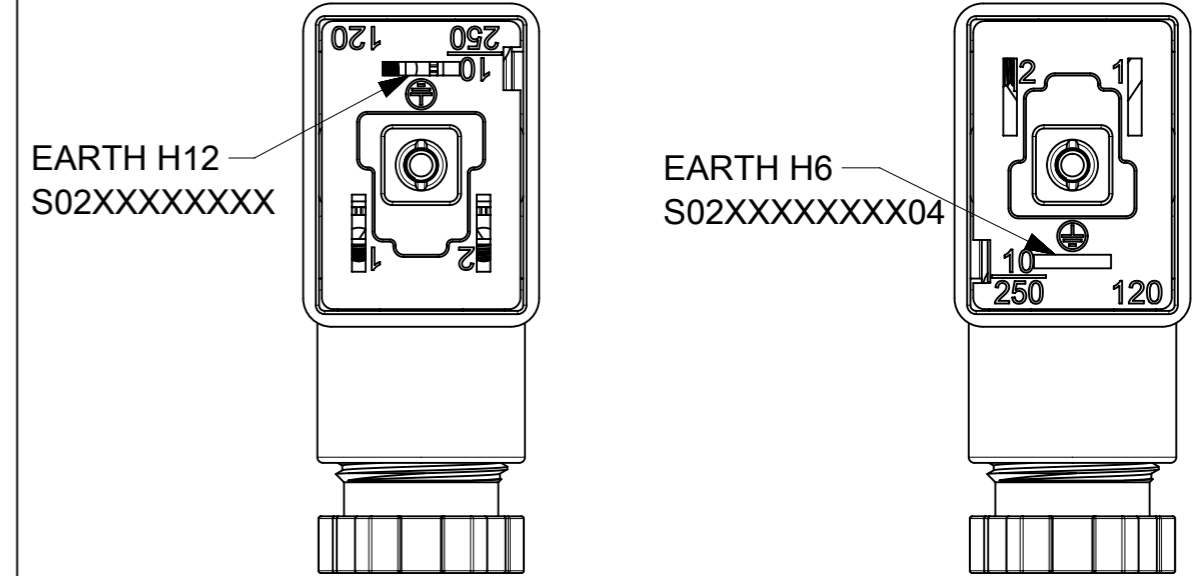
PART LIST AND BOM

ENGINEERING NO.	MOLEX P/N	EARTH
S02207TC421	1210640007	H12
S02209ND021	1210640035	H12
S02209ND041	1210640037	H12
S02209ND051	1210640038	H12
S02209NE051	1210640039	H12
S02209TA121	1210640058	H12
S02209TA122	1210640060	H12
S02209TA141	1210640064	H12
S02209TA151	1210640068	H12
S02209TA152	1210640069	H12
S02209TA1H1	1210640077	H12
S02209TC321	1210640087	H12
S02209TC3B1	1210640093	H12
S02209TC3H1	1210640094	H12
S02209TC421	1210640097	H12
S02209TC422	1210640099	H12
S02209TC431	1210640102	H12
S02209TC441	1210640104	H12
S02209TC442	1210640106	H12
S02209TC451	1210640108	H12
S02209TC452	1210640110	H12
S02209TC4B1	1210640113	H12
S02209TC4D2	1210640117	H12
S02209TC4E2	1210640119	H12
S02209TC4H1	1210640120	H12
S02209TC4L1	1210640122	H12
S02209TC4M1	1210640124	H12
S02209WE051	1210640129	H12
S02209TC4G1	1210641343	H12

ENGINEERING NO.	MOLEX P/N	EARTH
S022M6NE052	1210641364	H12
S022M6TC4H1	1210641375	H12
S02209TC421SA	1210641395	H12
S022M6TC421	1210641406	H12
S02209TC332	1210641409	H12
S02209WE051SA	1210641585	H12
S02207TC321	1210641593	H12
S022M0TC4B1	1210641649	H12
S02209TC421B	1210641655*	H12
S02209TC322	1210641742	H12
S02209TA111	1210641752	H12
S02209TA1H2	1210641818	H12
S02209TA12204	1210650061	H6
S02209TC3228602	1210650077*	H12
S02209TC4228602	1210650084*	H12
S02209TC4428602	1210650088*	H12
S02209NE0522465	1210650554*	H12
S02207TC422SA	1210641353	H12
S022M2TA121	1210641584	H12
S02207TC441SA	1210641631	H12

INSERT ORIENTATION

HOUSING 2 POLES +1 EARTH



NOTE:

* P/Ns 1210650554, 1210650088, 1210650084, 1210650077 & 1210641655 are special customer P/N's.

THIS DRAWING CONTAINS INFORMATION THAT IS PROPRIETARY TO MOLEX ELECTRONIC TECHNOLOGIES, LLC AND SHOULD NOT BE USED WITHOUT WRITTEN PERMISSION									
DIMENSION UNITS	SCALE	CURRENT REV DESC: REMOVED OBSOLETE PART NUMBER AS PER PCN#509989.							
mm	3:2								
GENERAL TOLERANCES (UNLESS SPECIFIED)									
ANGULAR TOL	± 1.0°	S022 PG9 T WPCB A1 12V RED LED H12							
4 PLACES	±	PRODUCT CUSTOMER DRAWING							
3 PLACES	±	DOCUMENT NUMBER							
2 PLACES	± 0.05	1210641752							
1 PLACE	± 0.3	DOC TYPE							
0 PLACES	± 0.5	PSD							
DRAFT WHERE APPLICABLE MUST REMAIN WITHIN DIMENSIONS		THIRD ANGLE PROJECTION		DRAWING	SERIES	MATERIAL NUMBER	CUSTOMER	DOC PART	REVISION
				A3-SIZE	121064	SEE PART LIST	GENERAL MARKET	000	A2
									SHEET NUMBER
									2 OF 2