
















Load feeder fuseless, Reversing duty 400 V AC, Size S00 0.35...0.50 A
230 V AC Spring-type terminal for 60 mm busbar systems (also fulfills type of coordination 1) Type of coordination 2, I_q = 150 kA 1 NC (contactor)

| | |
|---|---|
| product brand name | SIRIUS |
| product designation | Reversing starter |
| design of the product | for 60 mm busbars |
| product type designation | 3RA22 |
| manufacturer's article number | |
| <ul style="list-style-type: none"> • of the supplied contactor • of the supplied circuit-breakers • of the supplied RS assembly kit • of the supplied busbar adapter • of the supplied link module | 3RT2015-2AP02 3RV2011-0FA20 8US1250-5AT10 8US1251-5DT11 3RA2911-2AA00 |
| General technical data | |
| size of the circuit-breaker | S00 |
| size of load feeder | S00 |
| insulation voltage with degree of pollution 3 at AC rated value | 690 V |
| surge voltage resistance rated value | 6 kV |
| degree of protection NEMA rating | other |
| shock resistance according to IEC 60068-2-27 | 6g / 11 ms |
| mechanical service life (switching cycles) of contactor typical | 30 000 000 |
| type of assignment | 2 |
| type of protection according to ATEX directive 2014/34/EU | Ex II (2) GD |
| certificate of suitability according to ATEX directive 2014/34/EU | DMT 02 ATEX F 001 |
| Substance Prohibitance (Date) | 10/01/2009 |
| Ambient conditions | |
| ambient temperature | |
| <ul style="list-style-type: none"> • during operation • during storage • during transport | -20 ... +60 °C -50 ... +80 °C -50 ... +80 °C |
| temperature compensation | -20 ... +60 °C |
| relative humidity during operation | 10 ... 95 % |
| Main circuit | |
| number of poles for main current circuit | 3 |
| design of the switching contact | electromechanical |
| adjustable current response value current of the current-dependent overload release | 0.35 ... 0.5 A |
| operating voltage | |
| <ul style="list-style-type: none"> • rated value | 690 V |

| | |
|--|--|
| <ul style="list-style-type: none"> at AC-3 rated value maximum | 690 V |
| operating frequency rated value | 50 ... 60 Hz |
| operational current at AC-3 at 400 V rated value | 0.44 A |
| operating power at AC-3 <ul style="list-style-type: none"> at 400 V rated value | 120 W |
| Control circuit/ Control | |
| type of voltage of the control supply voltage | AC |
| control supply voltage at AC <ul style="list-style-type: none"> at 50 Hz rated value at 50 Hz rated value at 60 Hz rated value at 60 Hz rated value | 230 V 230 ... 230 V 230 V 230 ... 230 V |
| apparent holding power of magnet coil at AC | 4.2 VA |
| Auxiliary circuit | |
| product extension auxiliary switch | Yes |
| Protective and monitoring functions | |
| trip class | CLASS 10 |
| design of the overload release | thermal (bimetallic) |
| UL/CSA ratings | |
| full-load current (FLA) for 3-phase AC motor <ul style="list-style-type: none"> at 480 V rated value | 0.5 A |
| Short-circuit protection | |
| product function short circuit protection | Yes |
| design of the short-circuit trip | magnetic |
| conditional short-circuit current (I_q) <ul style="list-style-type: none"> at 400 V according to IEC 60947-4-1 rated value | 150 000 A |
| Installation/ mounting/ dimensions | |
| mounting position | vertical |
| fastening method | for snapping onto 60 mm busbar systems |
| height | 260 mm |
| width | 90 mm |
| depth | 155 mm |
| required spacing <ul style="list-style-type: none"> for grounded parts <ul style="list-style-type: none"> forwards backwards upwards at the side downwards for live parts <ul style="list-style-type: none"> forwards backwards upwards downwards at the side | 32 mm 0 mm 50 mm 10 mm 10 mm 32 mm 0 mm 50 mm 10 mm 10 mm |
| Connections/ Terminals | |
| type of electrical connection <ul style="list-style-type: none"> for main current circuit for auxiliary and control circuit | spring-loaded terminals spring-loaded terminals |
| Safety related data | |
| B10 value with high demand rate according to SN 31920 | 1 000 000 |
| proportion of dangerous failures <ul style="list-style-type: none"> with high demand rate according to SN 31920 | 73 % |
| touch protection on the front according to IEC 60529 | finger-safe, for vertical contact from the front |
| Communication/ Protocol | |
| protocol is supported <ul style="list-style-type: none"> PROFINET IO protocol PROFIsafe protocol | No No |
| protocol is supported AS-Interface protocol | No |

Certificates/ approvals

| | | | | | |
|---|---|---|---|---|---|
| General Product Approval | | | | For use in hazardous locations | Declaration of Conformity |
|  | Confirmation |  |  |  |  |
| Declaration of Conformity | Test Certificates | Marine / Shipping | | | |
|  | Type Test Certificates/Test Report | Special Test Certificate |  |  |  |
| Marine / Shipping | | | | other | Railway |
|  |  |  |  | Confirmation | Vibration and Shock |

Further information

Information- and Downloadcenter (Catalogs, Brochures,...)

<https://www.siemens.com/ic10>

Industry Mall (Online ordering system)

<https://mall.industry.siemens.com/mall/en/en/Catalog/product?mlfb=3RA2210-0FH15-2AP0>

Cax online generator

<http://support.automation.siemens.com/WW/CAXorder/default.aspx?lang=en&mlfb=3RA2210-0FH15-2AP0>

Service&Support (Manuals, Certificates, Characteristics, FAQs,...)

<https://support.industry.siemens.com/cs/ww/en/ps/3RA2210-0FH15-2AP0>

Image database (product images, 2D dimension drawings, 3D models, device circuit diagrams, EPLAN macros, ...)

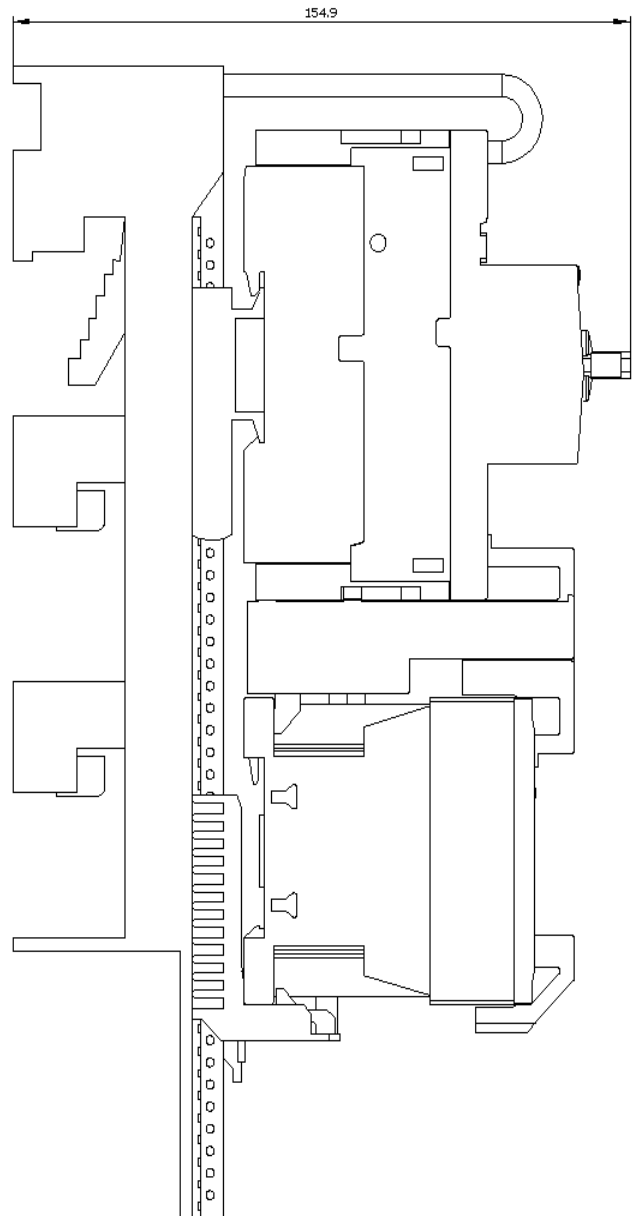
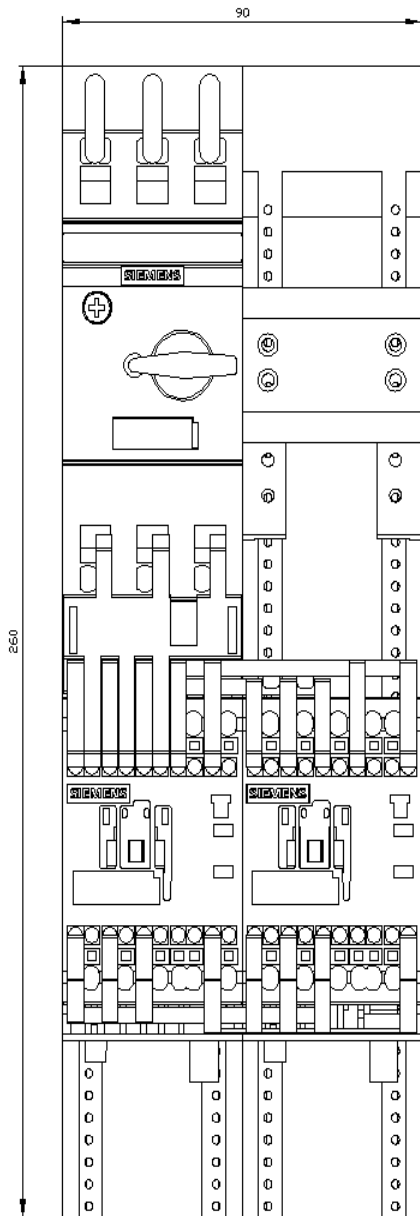
http://www.automation.siemens.com/bilddb/cax_de.aspx?mlfb=3RA2210-0FH15-2AP0&lang=en

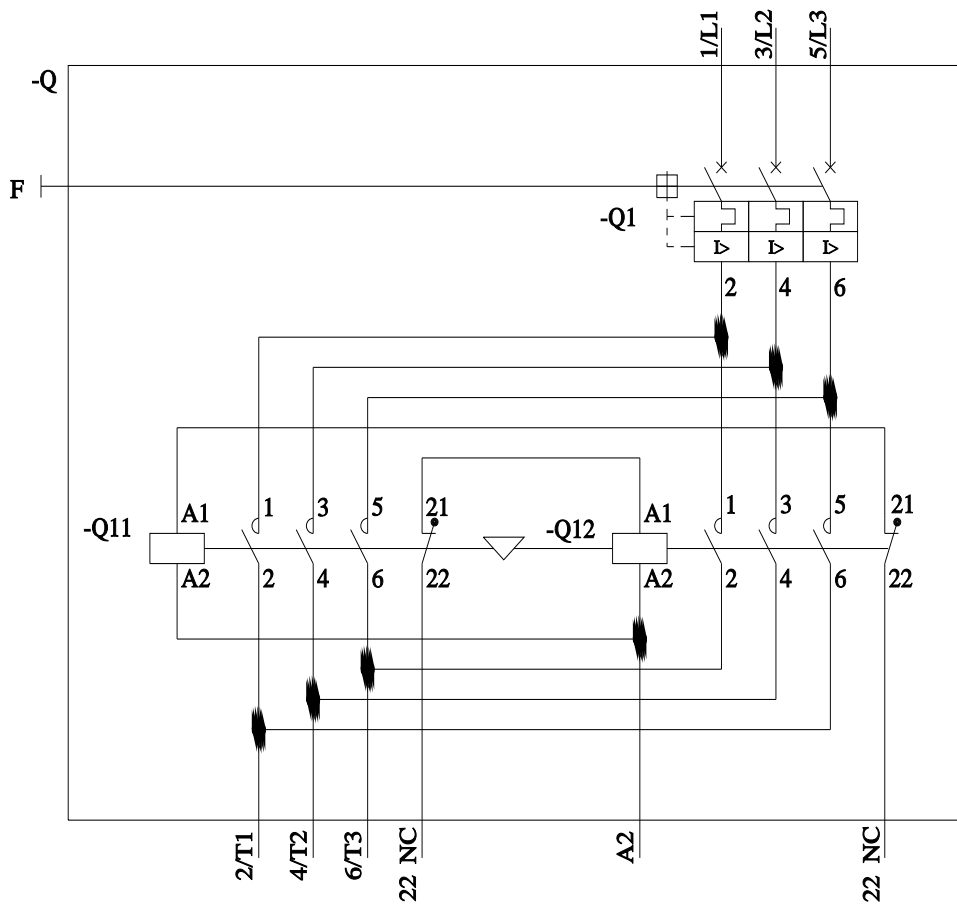
Characteristic: Tripping characteristics, I²t, Let-through current

<https://support.industry.siemens.com/cs/ww/en/ps/3RA2210-0FH15-2AP0/char>

Further characteristics (e.g. electrical endurance, switching frequency)

<http://www.automation.siemens.com/bilddb/index.aspx?view=Search&mlfb=3RA2210-0FH15-2AP0&objecttype=14&gridview=view1>





last modified:

2/16/2022 