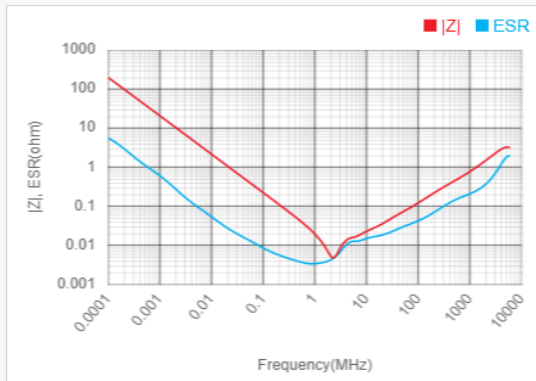


CL10B106MQ8NRN

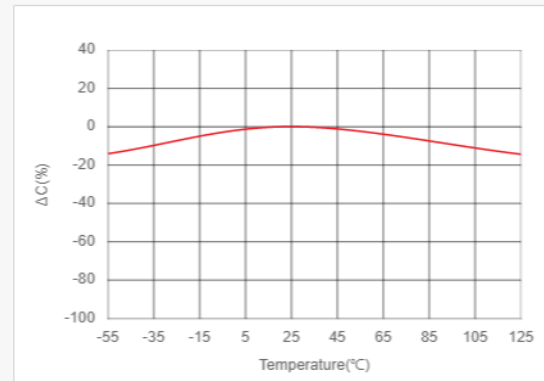
Specifications

| Property | Nominal Capacitance | Capacitance Tolerance | Rated Vdc | TCC | Size | Length | Width | Thickness |
|----------|---------------------|-----------------------|-----------|-----|-----------------------------------|-------------|-------------|-------------|
| Value | 10.0uF | ±20% | 6.3Vdc | X7R | 0603(unit:inch), 1608(unit:mm) | 1.60±0.20mm | 0.80±0.20mm | 0.80±0.20mm |

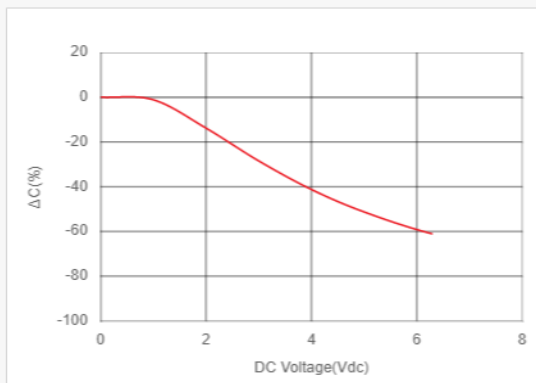
Data Graph



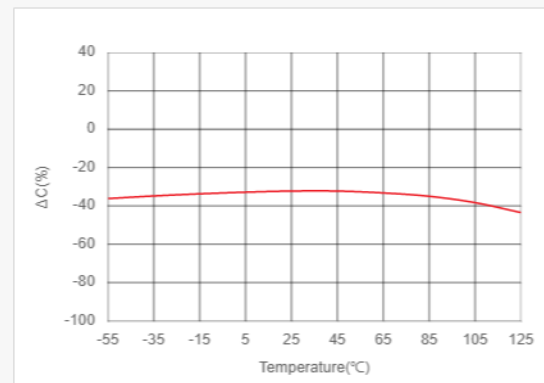
Frequency Characteristics
Network Analyzer



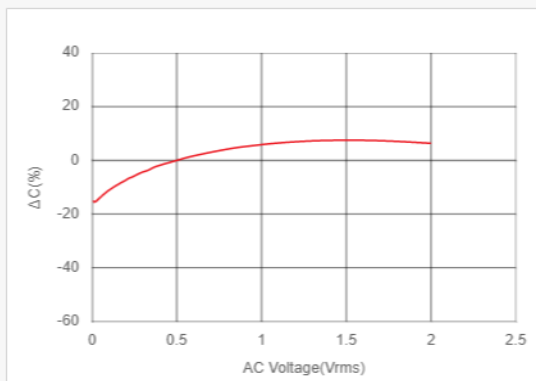
Temperature Characteristics of Capacitance(TCC)
LCR meter, 1kHz, 0.2Vrms



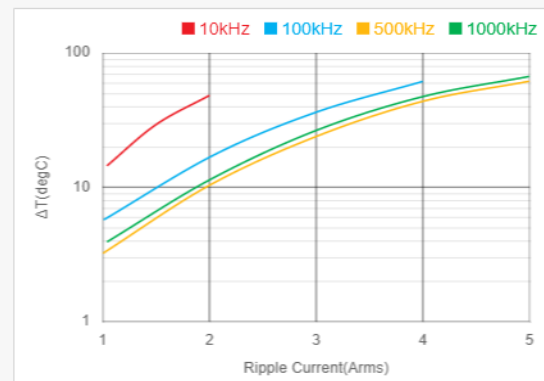
DC Bias Characteristics
LCR meter, 1kHz, 0.5Vrms



Bias TCC Characteristics
LCR meter, 1kHz, 0.5Vrms, 3.15Vdc



AC Voltage Characteristics
LCR meter, 1kHz



Temperature Rise by Ripple Current



Any data in this sheet are subject to change, modify or discontinue without notice. The data sheets include the typical data for design reference only. If there is any question regarding the data sheets, please contact our sales personnel or application engineers.