

THIS DRAWING IS UNPUBLISHED.

RELEASED FOR PUBLICATION

© COPYRIGHT - By -

ALL RIGHTS RESERVED.

LOC  
FT

DIST  
0

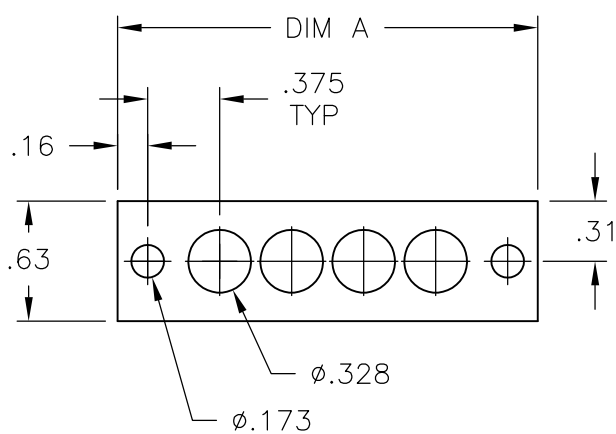
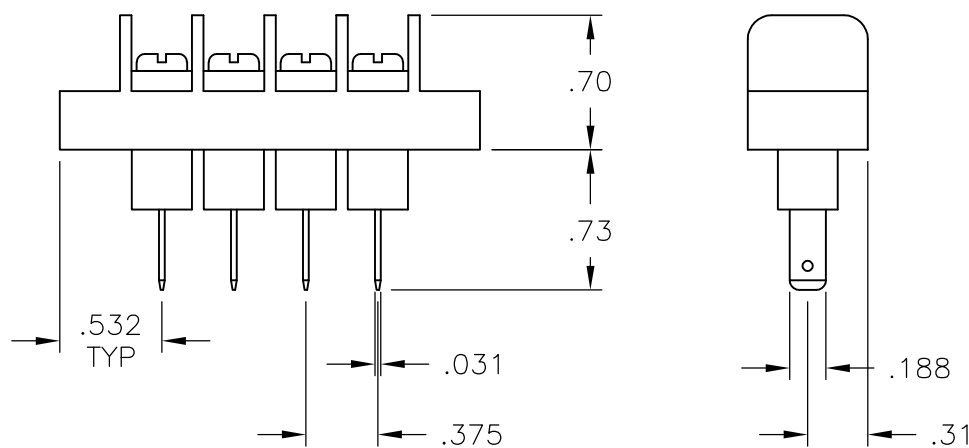
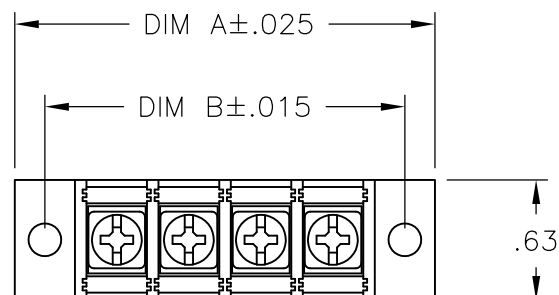
REVISIONS

P	LTR	DESCRIPTION	DATE	DWN	APVD
	B1	REVISED PER ECO-13-014389	13SEP2013	KH	MM

MATERIAL:  
 HOUSING: THERMOPLASTIC, UL94V-0, BLACK.  
 TERMINALS: BRIGHT TIN OVER COPPER ALLOY.  
 SCREWS: 6-32, STEEL, ZINC CHROMATE FINISH.

ELECTRICAL:  
 CURRENT RATING: 20A  
 OPERATING VOLTAGE: 300V  
 WIRE RANGE: 12-22 AWG

MECHANICAL:  
 PITCH: .375  
 OPERATING TEMP.: +105°C MAX.



RECOMMENDED PCB LAYOUT

DIM B	DIM A	NO OF POS	CATALOG NUMBER	PART NUMBER
9.375	9.689	24	JC6-F307-24	2-1776956-4
9.000	9.314	23	JC6-F307-23	2-1776956-3
8.625	8.939	22	JC6-F307-22	2-1776956-2
8.250	8.564	21	JC6-F307-21	2-1776956-1
7.875	8.189	20	JC6-F307-20	2-1776956-0
7.500	7.814	19	JC6-F307-19	1-1776956-9
7.125	7.439	18	JC6-F307-18	1-1776956-8
6.750	7.064	17	JC6-F307-17	1-1776956-7
6.375	6.689	16	JC6-F307-16	1-1776956-6
6.000	6.314	15	JC6-F307-15	1-1776956-5
5.625	5.939	14	JC6-F307-14	1-1776956-4
5.250	5.564	13	JC6-F307-13	1-1776956-3
4.875	5.189	12	JC6-F307-12	1-1776956-2
4.500	4.814	11	JC6-F307-11	1-1776956-1
4.125	4.439	10	JC6-F307-10	1-1776956-0
3.750	4.064	9	JC6-F307-09	1776956-9
3.375	3.689	8	JC6-F307-08	1776956-8
3.000	3.314	7	JC6-F307-07	1776956-7
2.625	2.939	6	JC6-F307-06	1776956-6
2.250	2.564	5	JC6-F307-05	1776956-5
1.875	2.189	4	JC6-F307-04	1776956-4
1.500	1.814	3	JC6-F307-03	1776956-3
1.125	1.439	2	JC6-F307-02	1776956-2

THIS DRAWING IS A CONTROLLED DOCUMENT.		DWN S SCHLEGEL 11/16/06	TE Connectivity			
DIMENSIONS: INCHES		CHK S YODER 11/16/06				
TOLERANCES UNLESS OTHERWISE SPECIFIED:		APVD S YODER 11/16/06	NAME			
0 PLC ± - 1 PLC ± - 2 PLC ± .01 3 PLC ± .005 4 PLC ± - ANGLES ± -		PRODUCT SPEC	JC6-F307-XX ASSEMBLY			
MATERIAL		APPLICATION SPEC	SIZE	CAGE CODE	DRAWING NO	RESTRICTED TO
FINISH		WEIGHT	A3	00779	C-1776956	-
CUSTOMER DRAWING			SCALE	SHEET	REV	
			1:1	1 OF 1	B1	