


Data sheet | Item number: 734-139/105-604/997-407

THR male header; 1.0 x 1.0 mm solder pin; straight; 100% protected against mismatching; in tape-and-reel packaging; Pin spacing 3.5 mm; 9-pole; black

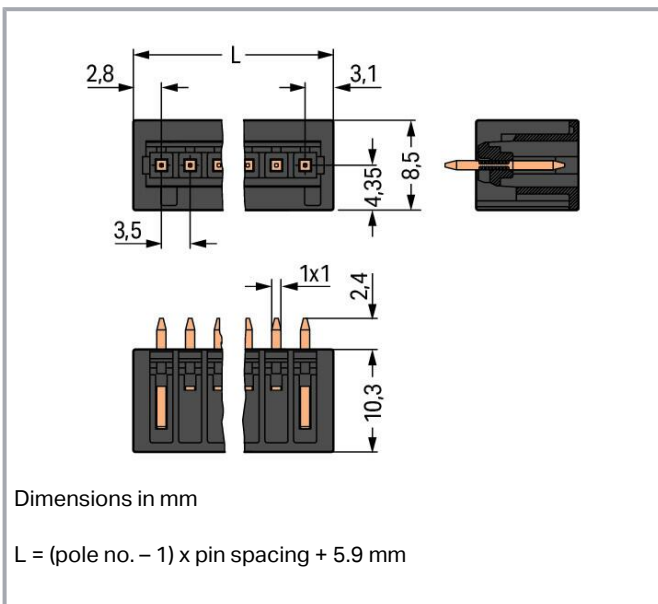
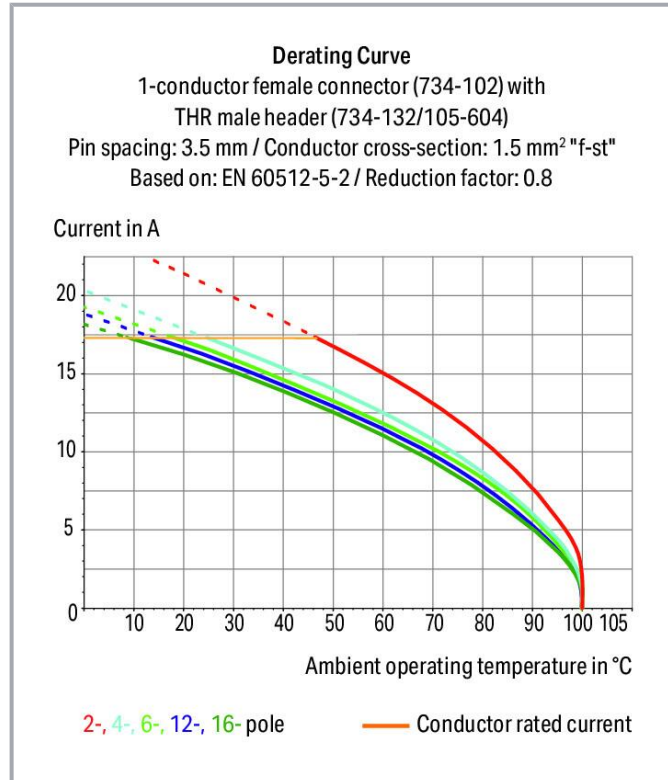


[www.wago.com/734-139/105-604/997-407](http://www.wago.com/734-139/105-604/997-407)



**i** Picture differs from the item.

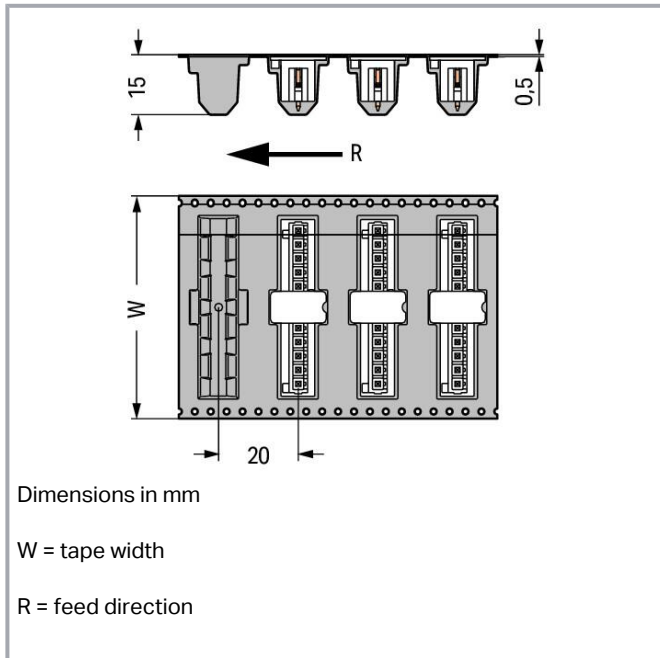
Color:



Subject to changes. Please also observe the further product documentation!

WAGO GmbH & Co. KG  
Hansastr. 27  
32423 Minden  
Phone: +49571 887-0 | Fax: +49571 887-169  
Email: [info.de@wago.com](mailto:info.de@wago.com) | Web: [www.wago.com](http://www.wago.com)

Do you have any questions about our products?  
We are always happy to take your call at +49 (571) 887-44222.



## Item description

- THR male headers for reflow soldering in SMT applications
- Available in tape-and-reel packaging for automated pick-and-place PCB assembly
- Optimal thermal penetration via pin enclosure design provides lower soldering temperatures
- 100% protected against mismatching
- Coding via coding fingers

## Data

### Notes

#### Safety information

The *MCS – MULTI CONNECTION SYSTEM* includes connectors without breaking capacity in accordance with DIN EN 61984. When used as intended, these connectors must not be connected /disconnected when live or under load. When used as intended, these connectors must not be connected/disconnected when live or under load. The circuit design should ensure header pins, which can be touched, are not live when unmated.

#### Variants:

Other pole numbers  
 Other solder pin lengths  
 Gold-plated or partially gold-plated contact surfaces  
 Other versions (or variants) can be requested from WAGO Sales or configured at <https://configurator.wago.com/>.

Subject to changes. Please also observe the further product documentation!

## Electrical data

### Ratings per IEC/EN

Ratings per	IEC/EN 60664-1
Nominal voltage (III/3)	160 V
Rated impulse voltage (III/3)	2.5 kV
Rated voltage (III/2)	160 V
Rated impulse voltage (III/2)	2.5 kV
Nominal voltage (II/2)	320 V
Rated surge voltage (II/2)	2.5 kV
Rated current	10 A
Legend (ratings)	(III / 2) $\hat{=}$ Overvoltage category III / Pollution degree 2

### Ratings per UL 1059

Approvals per	UL 1059
Rated voltage UL (Use Group B)	300 V
Rated current UL (Use Group B)	10 A
Rated voltage UL (Use Group D)	300 V
Rated current UL (Use Group D)	10 A

### Ratings per CSA

Approvals per	CSA
Rated voltage CSA (Use Group B)	300 V
Rated current CSA (Use Group B)	10 A
Rated voltage CSA (Use Group D)	300 V
Rated current CSA (Use Group D)	10 A

## Connection data

Total number of potentials	9
Number of connection types	1
Number of levels	1

### Connection 1

Pole number	9
-------------	---

Subject to changes. Please also observe the further product documentation!



## Physical data

Pin spacing	3.5 mm / 0.138 inches
Width	33.9 mm / 1.335 inches
Height	12.7 mm / 0.5 inches
Height from the surface	10.3 mm / 0.406 inches
Depth	8.5 mm / 0.335 inches
Solder pin length	2.4 mm
Solder pin dimensions	1 x 1 mm
Plated through-hole diameter (THR)	1.4 <sup>(+0.1)</sup> mm
Reel diameter of tape-and-reel packaging	330 mm
Tape width	56 mm

## Mechanical Data

Variable coding	Yes
Anti-rotation protection	Yes

## Plug-in connection

Contact type (pluggable connector)	Male connector/plug
Connector (connection type)	for PCB
Mismating protection	Yes
Plugging without loss of pin spacing	No
Mating direction to the PCB	90 °
Locking of plug-in connection	none

## PCB contact

PCB contact	THR
Solder pin arrangement	over the entire male connector (in-line)
Number of solder pins per potential	1

## Material Data

Note (material data)	Information on material specifications can be found here
Color	black
Material group	I

Subject to changes. Please also observe the further product documentation!

Insulation material	Polyphthalamide (PPA GF)
Flammability class per UL94	V0
Contact material	Electrolytic copper (E <sub>Cu</sub> )
Contact plating	Tin
Fire load	0.052 MJ
Weight	2.1 g
MSL gemäß J-STD 020D	1

### Environmental requirements

Limit temperature range	-60 ... +100 °C
Processing temperature	-35 ... +60 °C

### Commercial data

eCl@ss 10.0	27-44-04-02
eCl@ss 9.0	27-44-04-02
ETIM 8.0	EC002637
ETIM 7.0	EC002637
PU (SPU)	200 pcs
Packaging type	bag
Country of origin	DE
GTIN	4045454928230
Customs tariff number	85366990990

### Environmental Product Compliance

RoHS Compliance Status	Compliant, No Exemption
------------------------	-------------------------

### Counterpart



#### Item no. 734-109

1-conductor female connector; CAGE CLAMP®; 1.5 mm<sup>2</sup>; Pin spacing 3.5 mm; 9-pole; 100% protected against mismatching; 1,50 mm<sup>2</sup>; light gray

[www.wago.com/734-109](http://www.wago.com/734-109)

### Optional accessories

#### Coding

Coding



#### Item no.: 734-159

Coding key; to be snapped above top level; black

[www.wago.com/734-159](http://www.wago.com/734-159)

Subject to changes. Please also observe the further product documentation!

WAGO GmbH & Co. KG

Hansastr. 27

32423 Minden

Phone: +49571 887-0 | Fax: +49571 887-169

Email: [info.de@wago.com](mailto:info.de@wago.com) | Web: [www.wago.com](http://www.wago.com)

Do you have any questions about our products?

We are always happy to take your call at +49 (571) 887-44222.

## Downloads

### Documentation

#### Additional Information

Technical Section	2019 Apr 3	pdf	Download
Technical explanations		2.0 MB	
THR Soldering Process		pdf	Download
		548.2 kB	

## CAD/CAE-Data

### CAD data

2D/3D Models 734-139/105-604/997-407	URL	Download
--------------------------------------	-----	----------


## Environmental Product Compliance

### Compliance Search

Environmental Product Compliance 734-139/105-604/997-407	URL	Download
THR male header; 1.0 x 1.0 mm solder pin; straight; 100% protected against mismatching; in tape-and-reel packaging; Pin spacing 3.5 mm; 9-pole; black		

## Installation Notes

### Coding



Coding a male header – fitting coding key(s).

## Product family

Subject to changes. Please also observe the further product documentation!



**MCS MINI**

[Show all products from the family](#)

Subject to changes. Please also observe the further product documentation!

---

WAGO GmbH & Co. KG

Hansastr. 27

32423 Minden

Phone: +49571 887-0 | Fax: +49571 887-169

Email: [info.de@wago.com](mailto:info.de@wago.com) | Web: [www.wago.com](http://www.wago.com)

Do you have any questions about our products?

We are always happy to take your call at +49 (571) 887-44222.