

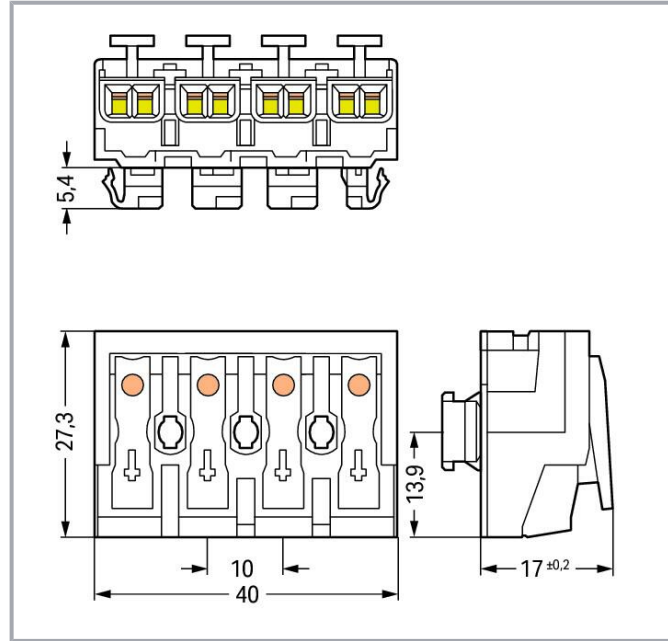
## Data sheet | Item number: 294-8024

Lighting connector; push-button, external; for Linect®; without ground contact; 1/L´-2/L-PE-N; 4-pole; Cod. A; Lighting side: for solid conductors; Inst. side: for all conductor types; max. 2.5 mm<sup>2</sup>; Surrounding air temperature: max 85°C (T85); 2,50 mm<sup>2</sup>; white

[www.wago.com/294-8024](http://www.wago.com/294-8024)



Color:  



### Item description

- External connection of solid, stranded and fine-stranded conductors
- Universal conductor termination (AWG, metric)
- Third contact located at the bottom of internal connector end
- - Strain relief plate can be retrofitted

### Data

#### Electrical data

#### Ratings per IEC/EN

Ratings per	IEC/EN 60998-1
Ratings for	Connection points
Nominal voltage (II/2)	500 V
Rated surge voltage (II/2)	4 kV
Rated current	24 A

Subject to changes. Please also observe the further product documentation!

WAGO GmbH & Co. KG  
Hansastr. 27  
32423 Minden  
Phone: +49571 887-0 | Fax: +49571 887-169  
Email: [info.de@wago.com](mailto:info.de@wago.com) | Web: [www.wago.com](http://www.wago.com)

Do you have any questions about our products?  
We are always happy to take your call at +49 (571) 887-44222.

Legend (ratings)

(II / 2)  $\triangleq$  Overvoltage category II / Pollution degree 2

### Ratings per IEC/EN 2

Ratings per 2	IEC/EN 60998-2-2
Ratings for	Connection points
Rated voltage (II/2) 2	500 V
Rated surge voltage (II/2) 2	4 kV
Rated current 2	24 A

### Ratings per IEC/EN 3

Ratings per 3	IEC/EN 61984
Ratings for	Linect <sup>®</sup> plug-in connection
Rated voltage (II/2) 3	500 V
Rated surge voltage (II/2) (3)	4 kV
Rated current 3	16 A

### Connection data

Total number of potentials	4
Number of connection types	4

### Connection 1

Connection type 1	External 1
Connection technology	Push-in CAGE CLAMP <sup>®</sup>
Number of connection points	2
Actuation type	Push-button
Solid conductor	0.5 ... 2.5 mm <sup>2</sup> / 18 ... 12 AWG
Solid conductor; push-in termination	0.5 ... 2.5 mm <sup>2</sup> / 18 ... 12 AWG
Stranded conductor	0.5 ... 2.5 mm <sup>2</sup> / 18 ... 14 AWG
Fine-stranded conductor	0.5 ... 2.5 mm <sup>2</sup> / 18 ... 14 AWG
Fine-stranded conductor; with insulated ferrule	0.5 ... 1.5 mm <sup>2</sup> / 18 ... 16 AWG
Fine-stranded conductor; with uninsulated ferrule	0.5 ... 1.5 mm <sup>2</sup> / 18 ... 16 AWG
Fine-stranded conductor; with ferrule; push-in termination	0.5 mm <sup>2</sup> / 18 AWG
Strip length	8 ... 9 mm / 0.31 ... 0.35 inches
Pole number	4

Subject to changes. Please also observe the further product documentation!



## Connection 2

Connection type 2	Internal 2
Connection technology 2	PUSH WIRE®
Number of connection points 2	1
Actuation type 2	Push-in
Solid conductor 2	0.5 ... 2.5 mm <sup>2</sup> / 18 ... 14 AWG
Fine-stranded conductor; with insulated ferrule 2	0.5 ... 1 mm <sup>2</sup> / 18 ... 14 AWG
Fine-stranded conductor; with uninsulated ferrule 2	0.5 ... 1.5 mm <sup>2</sup> / 18 ... 16 AWG
Strip length 2	8 ... 9 mm / 0.31 ... 0.35 inches

## Connection 3

Connection type 3	Internal 3
Connection technology 3	PUSH WIRE®
Number of connection points 3	1
Actuation type 3	Push-in
Solid conductor 3	0.5 ... 1.5 mm <sup>2</sup> / 18 ... 16 AWG
Fine-stranded conductor; with insulated ferrule 3	0.5 ... 0.75 mm <sup>2</sup> / 18 AWG
Fine-stranded conductor; with uninsulated ferrule 3	0.5 ... 1 mm <sup>2</sup> / 18 ... 14 AWG
Strip length 3	8 ... 9 mm / 0.31 ... 0.35 inches

## Connection 4

Connection type 4	Internal 4
Connection technology 4	PUSH WIRE®
Number of connection points 4	1
Actuation type 4	Push-in
Solid conductor 4	0.5 ... 0.75 mm <sup>2</sup> / 18 AWG
Strip length 4	8 ... 9 mm / 0.31 ... 0.35 inches

## Physical data

Pin spacing	10 mm / 0.394 inches
Width	40 mm / 1.575 inches
Height	22.4 mm / 0.882 inches
Height from the surface	17 mm / 0.669 inches
Depth	27.3 mm / 1.075 inches

Subject to changes. Please also observe the further product documentation!

WAGO GmbH & Co. KG  
 Hansastr. 27  
 32423 Minden  
 Phone: +49571 887-0 | Fax: +49571 887-169  
 Email: [info.de@wago.com](mailto:info.de@wago.com) | Web: [www.wago.com](http://www.wago.com)

Do you have any questions about our products?  
 We are always happy to take your call at +49 (571) 887-44222.

## Mechanical Data

Technology	Linect
Marking	1/L' 2/L' $\frac{1}{2}$ N

## Material Data

Note (material data)	Information on material specifications can be found here
Color	white
Material group	IIIa
Insulation material	Polycarbonate (PC)
Flammability class per UL94	V0
Clamping spring material	Chrome-nickel spring steel (CrNi)
Contact material	Electrolytic copper (E <sub>Cu</sub> )
Contact plating	Tin
Fire load	0.265 MJ
Weight	13 g

## Environmental requirements

Temperature stability	120 °C
T marking	T85

## Commercial data

Product Group	8 (Misc. Chassis Mount Blocks)
eCl@ss 10.0	27-14-11-06
eCl@ss 9.0	27-14-11-06
ETIM 8.0	EC001284
ETIM 7.0	EC001284
PU (SPU)	500 pcs
Packaging type	Foil
Country of origin	CH
GTIN	4050821098775
Customs tariff number	85369010000

## Environmental Product Compliance

CAS-No.	131651-65-5
---------	-------------

Subject to changes. Please also observe the further product documentation!

144317-44-2  
 220133-51-7  
 220689-12-3  
 25628-08-4  
 29420-49-3  
 375-73-5  
 503155-89-3  
 507453-86-3  
 68259-10-9


REACH Candidate List Substance	Perfluorobutane sulfonic acid (PFBS) and its salts
RoHS Compliance Status	Compliant,With Exemption
RoHS Exemption	6(c) 7(a) 7(c)-I 7(c)-II
SCIP notification number (Austria)	9c9d039e-120d-4315-8620-7c96daa1a625
SCIP notification number (Belgium)	76027357-0e5c-41a1-8492-78c427e9ed95
SCIP notification number (Bulgaria)	a3512d84-478e-4da0-9546-5fee654cb635
SCIP notification number (Czech Republic)	9591fc4a-45dc-456c-8b94-dd4ed3420451
SCIP notification number (Denmark)	627dbe3a-1cee-4c62-8ca9-43bd238f41c6
SCIP notification number (Finland)	807f251f-0c4a-45e5-a6c9-0a19c65421c7
SCIP notification number (France)	58537f01-5a89-4e0f-b52c-ca85a8326311
SCIP notification number (Germany)	1d796966-fdf0-4af6-adf0-c2cfa5fc88b0
SCIP notification number (Hungary)	c5c85392-a1ac-4096-b7d0-e3a81c18a0b2
SCIP notification number (Italy)	c31fb873-8707-40e0-a749-76ab82e3f750
SCIP notification number (Netherlands)	f50fa799-8f99-4bb1-b932-dc51e233e66d
SCIP notification number (Poland)	400a1353-1dfd-416c-a52c-dd3fb7a34058
SCIP notification number (Romania)	e36819fd-d2de-4f01-ae02-0a61e5f76fd2
SCIP notification number (Sweden)	f2a03527-6b95-4771-b2df-d42630c8be6a

## Other

Technology	Linect
------------	--------

## Approvals / Certificates

### General approvals

Logo	Approval	Additional Approval Text	Certificate name
	ENEC 05 DEKRA Certification B.V.	EN 60998	2128791.01

Subject to changes. Please also observe the further product documentation!

WAGO GmbH & Co. KG  
 Hansastr. 27  
 32423 Minden  
 Phone: +49571 887-0 | Fax: +49571 887-169  
 Email: [info.de@wago.com](mailto:info.de@wago.com) | Web: [www.wago.com](http://www.wago.com)

Do you have any questions about our products?  
 We are always happy to take your call at +49 (571) 887-44222.





VDE  
VDE Prüf- und Zertifizierungsinstitut

EN 61535

40029808

## Declarations of conformity and manufacturer's declarations

Logo	Approval	Additional Approval Text	Certificate name
	EU-Declaration of Conformity WAGO GmbH & Co. KG	-	-
	UK-Declaration of Conformity WAGO GmbH & Co. KG	-	-

## Counterpart



Item no.770-6224  
Linect® T-connector; 4-pole; Cod. A; 1 input; 2 outputs; white

[www.wago.com/770-6224](http://www.wago.com/770-6224)

## Downloads

## Documentation

## Additional Information

Technical Section	2019 Apr 3	pdf	Download
Technical explanations		2.0 MB	

## CAD/CAE-Data

## CAD data

2D/3D Models 294-8024	URL	Download
-----------------------	-----	----------

## CAE data

WSCAD Universe 294-8024	URL	Download
-------------------------	-----	----------

ZUKEN Portal 294-8024	URL	Download
-----------------------	-----	----------

Subject to changes. Please also observe the further product documentation!

WAGO GmbH & Co. KG  
Hansastr. 27  
32423 Minden  
Phone: +49571 887-0 | Fax: +49571 887-169  
Email: [info.de@wago.com](mailto:info.de@wago.com) | Web: [www.wago.com](http://www.wago.com)

Do you have any questions about our products?  
We are always happy to take your call at +49 (571) 887-44222.



## Environmental Product Compliance

### Compliance Search

Environmental Product Compliance 294-8024

URL

Download

Lighting connector; push-button, external; for Linect®; without ground contact; 1/L´-2 /L-PE-N; 4-pole; Cod. A; Lighting side: for solid conductors; Inst. side: for all conductor types; max. 2.5 mm<sup>2</sup>; Surrounding air temperature: max 85°C (T85); 2,50 mm<sup>2</sup>; white

---

### Installation Notes

Subject to changes. Please also observe the further product documentation!

---

WAGO GmbH & Co. KG

Hansastr. 27

32423 Minden

Phone: +49571 887-0 | Fax: +49571 887-169

Email: [info.de@wago.com](mailto:info.de@wago.com) | Web: [www.wago.com](http://www.wago.com)

Do you have any questions about our products?

We are always happy to take your call at +49 (571) 887-44222.